ALLART PRECISION®



Designed & Manufactured in Birmingham, England

SMOOTH.

DIAMOND KNURL.

DIAMOND MESH.

LINEAR.

SPIRAL.

STARBURST.

ROTOR.

GROOVE.

SQUARE MESH.

ALLART PRECISION®

Frank Allart design and manufacture high quality architectural hardware continually developing and introducing new designs, our latest being the Allart Precision range.

A collection of fine cut hardware featuring engineered knurled patterns and precision cuts, suited through each design.

Start by selecting the door Lever, Knob or T-Knob from an array of different designs, end details and finishes. Then select matching turn and releases, escutcheons, centre door knobs, door pulls, cabinet knobs, pulls and t-pulls, and even window handles - so you can take one design theme and use it throughout your entire project.



Door Levers, Knobs and T-Knobs can also be paired with our complementary plain, bevelled edge or stepped edge plates from our Allart Select backplate range, offering many different operating and locking functions.

Precision products are available in over 30 different finishes & patinas, with the option to mix the finish across the product. Our finishes are skillfully created and applied by our experienced craftspeople to the highest possible standards to meet the aspirations of today's discerning customer.



CREATE • INSPIRE • ADORE

ALLART PRECISION®

SMOOTH

Grip ref. G01
Shown in Satin Brass

ALLART PRECISION®

DIAMOND KNURL

Grip ref. G02
Shown in Pearl Chrome

ALLART PRECISION®

DIAMOND MESH

Grip ref. G03
Shown in Chestnut Bronze

ALLART PRECISION®

LINEAR

Grip ref. G04
Shown in Matt Black Nickel

ALLART PRECISION®

SPIRAL

Grip ref. G05 (all G05R in photograph)
Paired with STARBURST Rosette
Shown in Butlers Silver

ALLART PRECISION®

ROTOR

Grip ref. G06
Shown in Pearl Nickel

ALLART PRECISION®

GROOVE

Grip ref. G07
Shown in Matt Black Chrome

ALLART PRECISION®

SQUARE MESH

Grip ref. G08
Shown in Ebony Bronze

DOOR PULL
1405

CENTRE DOOR
KNOB
2578

DOOR LEVER
7745
ROSETTE
7839

CABINET PULL
1424

TILT & TURN T-HANDLE
0430

DOOR STOP
2137

ESCUTCHEON
7397

CABINET T-PULL
1384
shown on Smooth
Rosette

CABINET KNOB
0629
shown on Smooth
Rosette

DOOR KNOB
7609
ROSETTE
7839

ALLART PRECISION®

SQUARE MESH MIXED FINISH

Grip ref. G08
Shown in Matt Black Chrome
and Pearl Chrome

Allart Precision is available in over 30 different finishes & patinas, with the option to mix the finish across the product to create something truly stunning and individual.

ALLART PRECISION®

DIAMOND MESH MIXED FINISH

Grip ref. G03
Shown in Antique Brass
and Polished Brass

ALLART PRECISION®

LINEAR MIXED FINISH

Grip ref. G04
Shown in Pearl Nickel
and Polished Nickel

ALLART PRECISION®

SPIRAL MIXED FINISH

Grip ref. G05 (all G05R in photograph)
Paired with STARBURST Rosette
Shown in Ebony Bronze and Rose Gold

ALLART PRECISION®

Our collection of fine cut architectural hardware features engineered knurled patterns and precision cuts, suited through each design. With matching or complementary Rosette or Plate options, in a choice of sizes and a palette of over 30 finishes to select and mix between.

All Precision grip designs have a choice of Ringed or Plain end detailing to suit your preference.

Ringed Neck

Plain Neck

Ringed Tip

Plain Tip



G01 SMOOTH
Pearl Nickel

G02 DIAMOND KNURL
Pearl Chrome

G03 DIAMOND MESH
Chestnut Bronze

G04 LINEAR
Matt Black Nickel



G05 SPIRAL
Paired with Starburst Rosette in Butlers Silver

G06 ROTOR
Satin Nickel

G07 GROOVE
Dark Matt Bronze

G08 SQUARE MESH
Ebony Bronze

ALLART PRECISION®

DOOR LEVERS

PLAIN NECK / PLAIN TIP

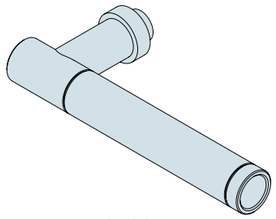

SMOOTH
7753 G01 - 16Ø
7745 G01 - 19Ø
7746 G01 - 22Ø

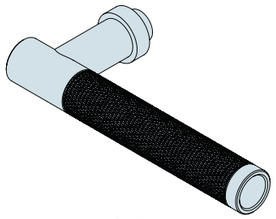

DIAMOND KNURL
7753 G02 - 16Ø
7745 G02 - 19Ø
7746 G02 - 22Ø

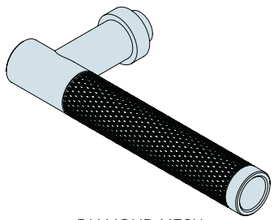

DIAMOND MESH
7753 G03 - 16Ø
7745 G03 - 19Ø
7746 G03 - 22Ø

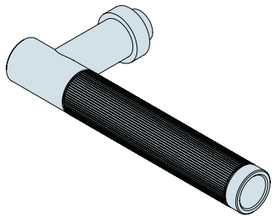

LINEAR
7753 G04 - 16Ø
7745 G04 - 19Ø
7746 G04 - 22Ø

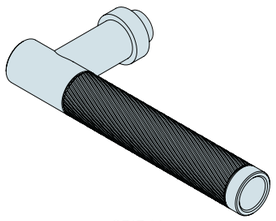

SPIRAL
7753 G05 - 16Ø
7745 G05 - 19Ø
7746 G05 - 22Ø

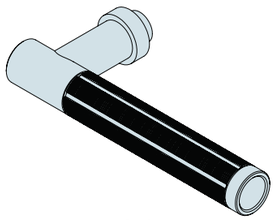

ROTOR
7753 G06 - 16Ø
7745 G06 - 19Ø
7746 G06 - 22Ø

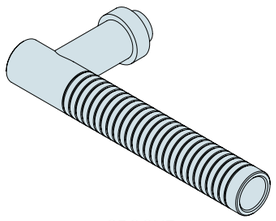

GROOVE
7753 G07 - 16Ø
7745 G07 - 19Ø
7746 G07 - 22Ø

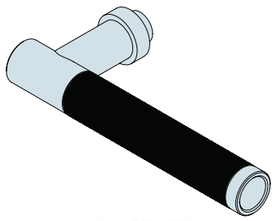

SQUARE MESH
7753 G08 - 16Ø
7745 G08 - 19Ø
7746 G08 - 22Ø

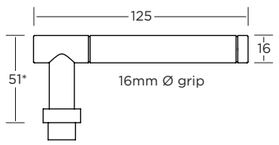

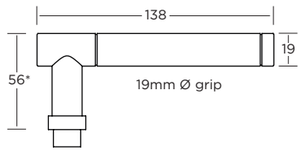

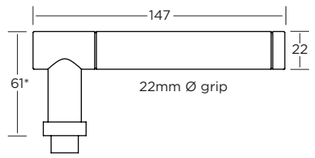

* add projection of chosen Rosette or backplate

Supplied with 8mm x 110mm stainless steel lockpoint spindle and M6 grubscrew (64mm max. door thickness); alternative spindle lengths and functions are available, please contact us for details.

To work with Sprung Rosettes, the Lever needs to be machined to fit - add **SPG** to the code (eg. 7753SPG/G01).

SPIRAL GRIP G05 HANDING

LH

RH

HOW TO ORDER

1. Select Lever* (eg. **7753**).
*add SPG if using Sprung Rosette (7753SPG)
2. add GRIP ref. (7753**G01**).
3. add FINISH (7753G01**PB**).
4. Single Lever only add HANDING RH or LH (7753G01PB/**RH**).
NB. Rosette's are ordered separately.

Mixed finish: select Lever & finish, then add Grip ref & finish (eg. 7753PB/G01SN).

ALLART PRECISION®

DOOR LEVERS

PLAIN NECK / RINGED TIP

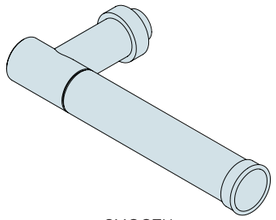

SMOOTH
7755 G01 - 16Ø
7749 G01 - 19Ø
7750 G01 - 22Ø

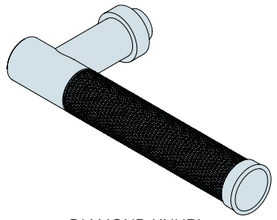

DIAMOND KNURL
7755 G02 - 16Ø
7749 G02 - 19Ø
7750 G02 - 22Ø

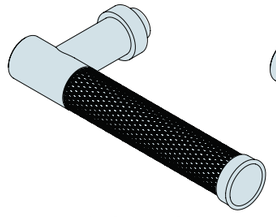

DIAMOND MESH
7755 G03 - 16Ø
7749 G03 - 19Ø
7750 G03 - 22Ø

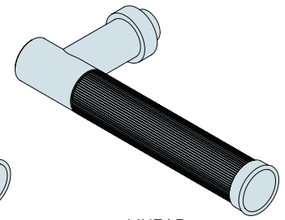

LINEAR
7755 G04 - 16Ø
7749 G04 - 19Ø
7750 G04 - 22Ø

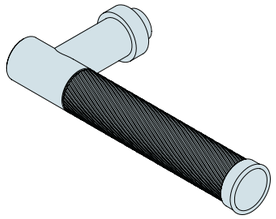

SPIRAL
7755 G05 - 16Ø
7749 G05 - 19Ø
7750 G05 - 22Ø

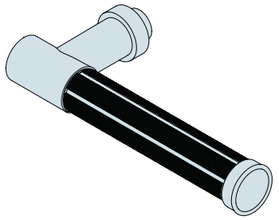

ROTOR
7755 G06 - 16Ø
7749 G06 - 19Ø
7750 G06 - 22Ø

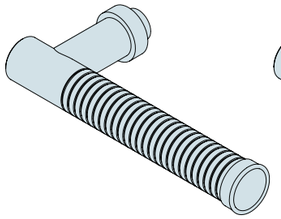

GROOVE
7755 G07 - 16Ø
7749 G07 - 19Ø
7750 G07 - 22Ø

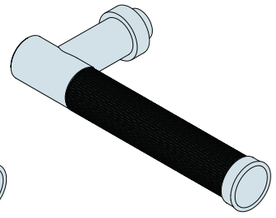

SQUARE MESH
7755 G08 - 16Ø
7749 G08 - 19Ø
7750 G08 - 22Ø

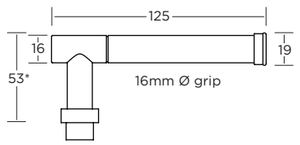

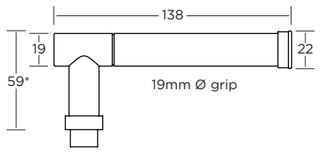

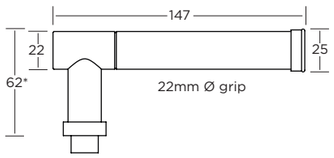

* add projection of chosen Rosette or backplate

Supplied with 8mm x 110mm stainless steel lockpoint spindle and M6 grubscrew (64mm max. door thickness); alternative spindle lengths and functions are available, please contact us for details.

To work with Sprung Rosettes, the Lever needs to be machined to fit - add **SPG** to the code (eg. 7755SPG/G01).

SPIRAL GRIP G05 HANDING

LH

RH

HOW TO ORDER

1. Select Lever* (eg. **7755**).
*add SPG if using Sprung Rosette (7755SPG)
2. add GRIP ref. (7755**G01**).
3. add FINISH (7755G01**PB**).
4. Single Lever only add HANDING RH or LH (7755G01PB/**RH**).
NB. Rosette's are ordered separately.

Mixed finish: select Lever & finish, then add Grip ref & finish (eg. 7755PB/G01SN).

ALLART PRECISION®

DOOR LEVERS

RINGED NECK / PLAIN TIP

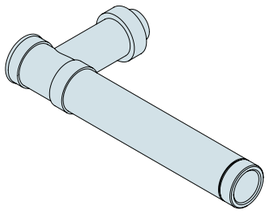

SMOOTH
7756 G01 - 16Ø
7751 G01 - 19Ø
7752 G01 - 22Ø

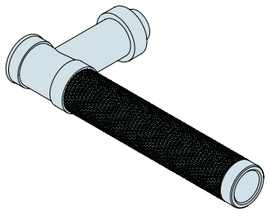

DIAMOND KNURL
7756 G02 - 16Ø
7751 G02 - 19Ø
7752 G02 - 22Ø

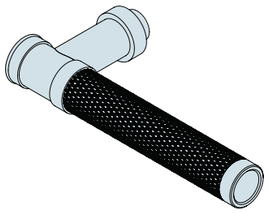

DIAMOND MESH
7756 G03 - 16Ø
7751 G03 - 19Ø
7752 G03 - 22Ø

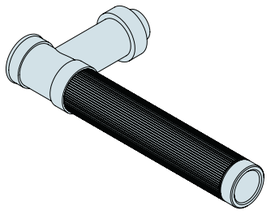

LINEAR
7756 G04 - 16Ø
7751 G04 - 19Ø
7752 G04 - 22Ø

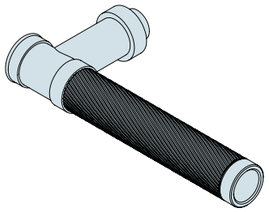

SPIRAL
7756 G05 - 16Ø
7751 G05 - 19Ø
7752 G05 - 22Ø

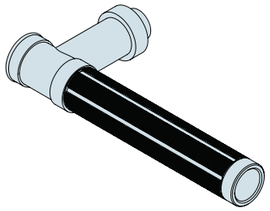

ROTOR
7756 G06 - 16Ø
7751 G06 - 19Ø
7752 G06 - 22Ø

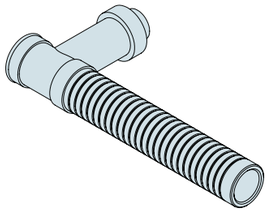

GROOVE
7756 G07 - 16Ø
7751 G07 - 19Ø
7752 G07 - 22Ø

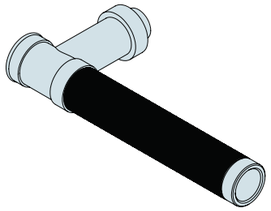

SQUARE MESH
7756 G08 - 16Ø
7751 G08 - 19Ø
7752 G08 - 22Ø

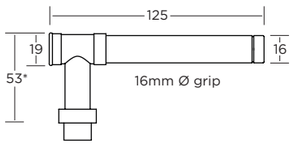

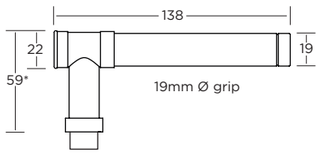

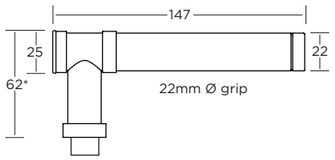

* add projection of chosen Rosette or backplate

Supplied with 8mm x 110mm stainless steel lockpoint spindle and M6 grubscrew (64mm max. door thickness); alternative spindle lengths and functions are available, please contact us for details.

To work with Sprung Rosettes, the Lever needs to be machined to fit - add **SPG** to the code (eg. 7756SPG/G01).

SPIRAL GRIP G05 HANDING

HOW TO ORDER

1. Select Lever* (eg. **7756**).
*add SPG if using Sprung Rosette (7756SPG)
2. add GRIP ref. (7756**G01**).
3. add FINISH (7756G01**PB**).
4. Single Lever only add HANDING RH or LH (7756G01PB/**RH**).
NB. Rosette's are ordered separately.

Mixed finish: choose Lever & finish, then add Grip ref & finish (eg. 7756PB/G01SN).

ALLART PRECISION®

DOOR LEVERS

RINGED NECK / RINGED TIP

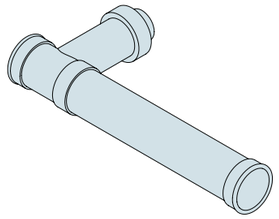

SMOOTH
7754 G01 - 16Ø
7747 G01 - 19Ø
7748 G01 - 22Ø

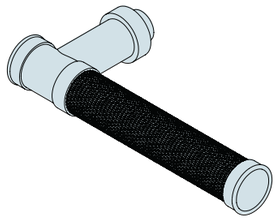

DIAMOND KNURL
7754 G02 - 16Ø
7747 G02 - 19Ø
7748 G02 - 22Ø

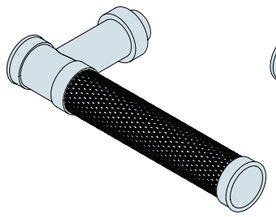

DIAMOND MESH
7754 G03 - 16Ø
7747 G03 - 19Ø
7748 G03 - 22Ø

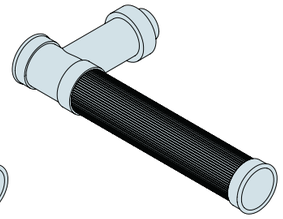

LINEAR
7754 G04 - 16Ø
7747 G04 - 19Ø
7748 G04 - 22Ø

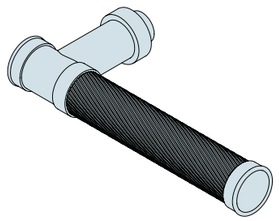

SPIRAL
7754 G05 - 16Ø
7747 G05 - 19Ø
7748 G05 - 22Ø

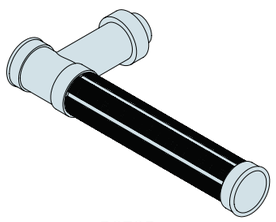

ROTOR
7754 G06 - 16Ø
7747 G06 - 19Ø
7748 G06 - 22Ø

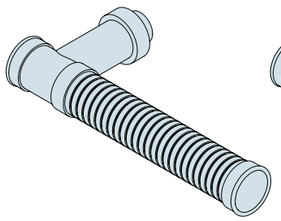

GROOVE
7754 G07 - 16Ø
7747 G07 - 19Ø
7748 G07 - 22Ø

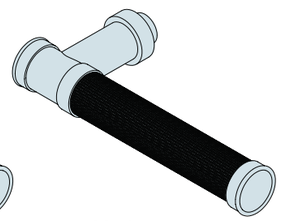

SQUARE MESH
7754 G08 - 16Ø
7747 G08 - 19Ø
7748 G08 - 22Ø

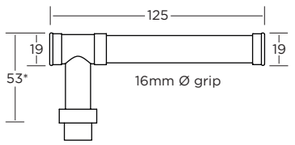

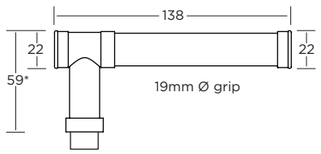

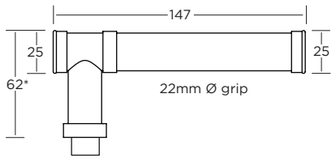

* add projection of chosen Rosette or backplate

Supplied with 8mm x 110mm stainless steel lockpoint spindle and M6 grubscrew (64mm max. door thickness); alternative spindle lengths and functions are available, please contact us for details.

To work with Sprung Rosettes, the Lever needs to be machined to fit - add **SPG** to the code (eg. 7754SPG/G01).

SPIRAL GRIP G05 HANDING

HOW TO ORDER

1. Select Lever* (eg. **7754**).
*add SPG if using Sprung Rosette (7754SPG)
2. add GRIP ref. (7754**G01**).
3. add FINISH (7754G01**PB**).
4. Single Lever only add HANDING RH or LH (7754G01PB/**RH**).
NB. Rosette's are ordered separately.

Mixed finish: select Lever & finish, then add Grip ref & finish (eg. 7754PB/G01SN).

DOOR KNOBS

Shown with matching Rosette

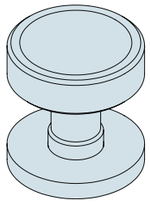

SMOOTH
7601 Knob
(7843 Rosette)

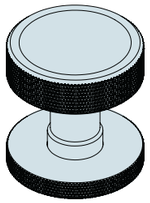

DIAMOND KNURL
7602 Knob
(7829 Rosette)

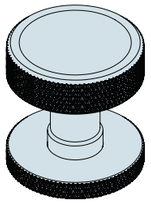

DIAMOND MESH
7603 Knob
(7836 Rosette)

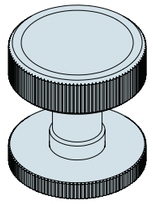

LINEAR
7604 Knob
(7830 Rosette)

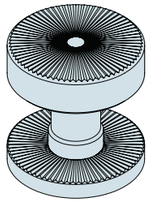

STARBURST
7608 Knob
(7831 Rosette)

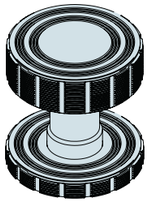

ROTOR
7610 Knob
(7840 Rosette)

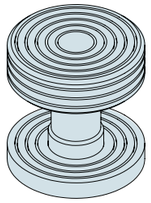

GROOVE
7607 Knob
(7833 Rosette)

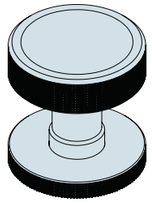

SQUARE MESH
7609 Knob
(7839 Rosette)

Supplied with 8mm x 110mm stainless steel lockpoint spindle and M6 grubscrew (64mm max. door thickness); alternative spindle lengths and functions are available, please contact us for details.

To work with Sprung Rosettes, the Knob needs to be machined to fit - add **SPG** to the Knob code (eg. 7601SPG).

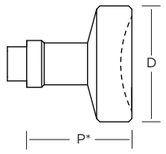

	A	B	C
Diameter (D)	48	54	64
Projection (P)*	45	49	55

* add projection of chosen Rosette or backplate

HOW TO ORDER

1. Select Knob (eg. **7601**).
*add SPG if using Sprung Rosette (7601SPG)
2. add FINISH (7601**PB**).
3. add Size (7601PB/**B**).
4. Single Knob only add /H (7601PB/B/**H**).
NB. Rosette's are ordered separately.

DOOR T-KNOBS

PLAIN ENDS

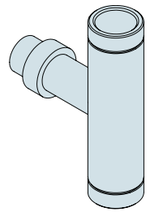

SMOOTH
7675 G01 - 19Ø
7676 G01 - 22Ø

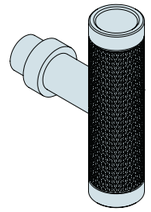

DIAMOND KNURL
7675 G02 - 19Ø
7676 G02 - 22Ø

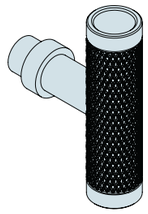

DIAMOND MESH
7675 G03 - 19Ø
7676 G03 - 22Ø

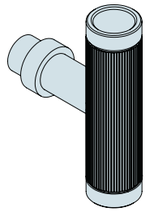

LINEAR
7675 G04 - 19Ø
7676 G04 - 22Ø

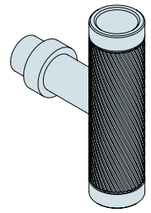

SPIRAL
7675 G05* - 19Ø
7676 G05* - 22Ø
***G05L or R** (LH or RH) for single T-Knob

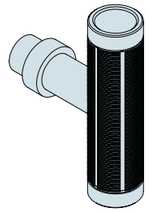

ROTOR
7675 G06 - 19Ø
7676 G06 - 22Ø

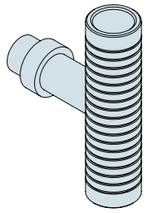

GROOVE
7675 G07 - 19Ø
7676 G07 - 22Ø

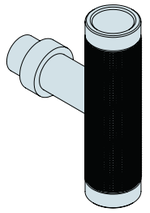

SQUARE MESH
7675 G08 - 19Ø
7676 G08 - 22Ø

Supplied with 8mm x 110mm stainless steel lockpoint spindle and M6 grubscrew (64mm max. door thickness); alternative spindle lengths and functions are available, please contact us for details.

HOW TO ORDER

1. Select T-Knob (eg. **7675**).
*add SPG if using Sprung Rosette (7675SPG).
2. add GRIP ref. (7675**G01**)
3. add FINISH (7675G01**PB**)
4. Single T-Knob only add /H (7675G01PB/**H**).
NB. Rosette's are ordered separately.

Mixed finish: select T-Knob & finish, then add Grip ref & finish (eg. 7675PB/G01SN).

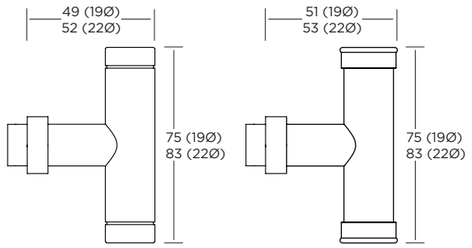

SPIRAL GRIP G05 HANDING

LH **RH**

To work with Sprung Rosettes, the T-Knob needs to be machined to fit - add **SPG** to the Knob code (eg. 7675SPG).

RINGED ENDS

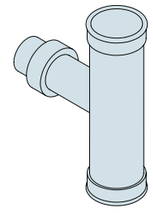

SMOOTH
7677 G01 - 19Ø
7678 G01 - 22Ø

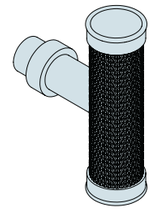

DIAMOND KNURL
7677 G02 - 19Ø
7678 G02 - 22Ø



DIAMOND MESH
7677 G03 - 19Ø
7678 G03 - 22Ø

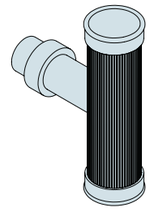

LINEAR
7677 G04 - 19Ø
7678 G04 - 22Ø

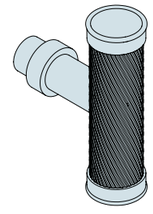

SPIRAL
7677 G05* - 19Ø
7678 G05* - 22Ø
***G05L or R** (LH or RH) for single T-Knob

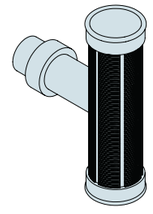

ROTOR
7677 G06 - 19Ø
7678 G06 - 22Ø

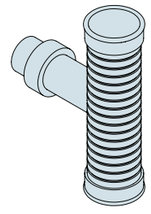

GROOVE
7677 G07 - 19Ø
7678 G07 - 22Ø

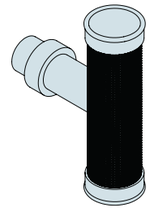

SQUARE MESH
7677 G08 - 19Ø
7678 G08 - 22Ø

DOOR ROSETTES

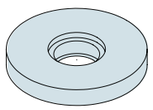

SMOOTH
7843 - 7mm thick
7843T - 5mm thick

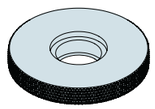

DIAMOND KNURL
7829 - 7mm thick
7829T - 5mm thick

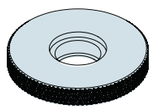

DIAMOND MESH
7836 - 7mm thick
7836T - 5mm thick

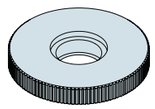

LINEAR
7830 - 7mm thick
7830T - 5mm thick

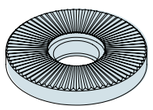

STARBURST
7831 - 7mm thick
7831T - 5mm thick



ROTOR
7840 - 7mm thick
7840T - 5mm thick

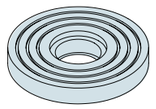

GROOVE
7833 - 7mm thick
7833T - 5mm thick

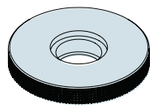

SQUARE MESH
7839 - 7mm thick
7839T - 5mm thick

Supplied with subroses, no.4 x 13mm wood screws, alignment collars and installation instructions.

Alternative fixing & fitting options, please contact us for details.

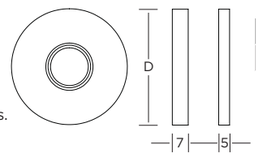

	A	B	C	D
Diameter (D)	44	54	64	76

HOW TO ORDER

1. select ROSETTE (eg. **7843**). 2. add FINISH (7843**PB**). 3. add SIZE (7843PB/**B**). For single Rosette add/H (7843PB/B/**H**).
For FIX DEAD: pairs add FDS, or single Rosette FD (7843PB/B/**FDS**).
For PRE-BORE ADAPTOR (sizes C & D only) add PRE (7843PB/C/**PRE**).

DOOR ROSETTES - SPRUNG

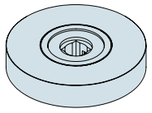

SMOOTH
7843SPG - 10mm thick
7843SPGT - 5mm thick

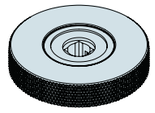

DIAMOND KNURL
7829SPG - 10mm thick
7829SPGT - 5mm thick

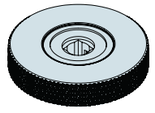

DIAMOND MESH
7836SPG - 10mm thick
7836SPGT - 5mm thick

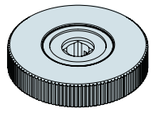

LINEAR
7830SPG - 10mm thick
7830SPGT - 5mm thick

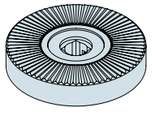

STARBURST
7831SPG - 10mm thick
7831SPGT - 5mm thick

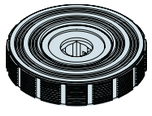

ROTOR
7840SPG - 10mm thick
7840SPGT - 5mm thick

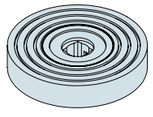

GROOVE
7833SPG - 10mm thick
7833SPGT - 5mm thick

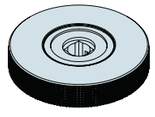

SQUARE MESH
7839SPG - 10mm thick
7839SPGT - 5mm thick

Supplied with no.6 x 19mm wood screws and M5 machine screws to suit 44mm or 57mm thick doors, M5 machine screws for thicker doors available on request. Alternative fitting options (eg. **vertical orientation** or **pre-bore adaption**) can be provided - please contact us for further information.

HOW TO ORDER

1. select ROSETTE (eg. **7843SPG**). 2. add FINISH (7843SPG/**PB**). 3. add SIZE (7843SPG/PB/**B**).
For single Rosette add HANDING (7843SPG/PB/B/**RH**).

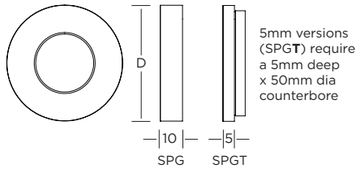

	B	C
Diameter (D)	54	64

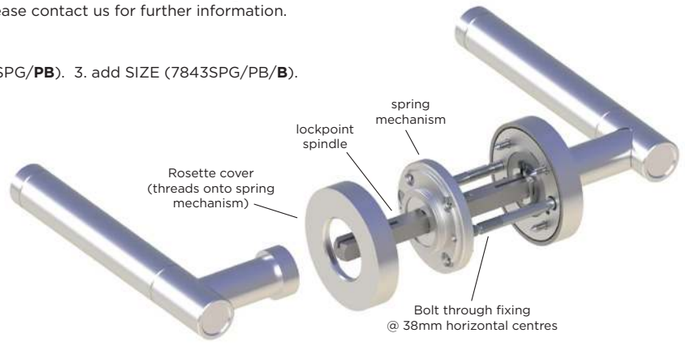

DOOR TRIM COLLARS

Our discrete Trim Collars are only 32mm in diameter and provide an alternative to conventional Rosettes for a simple/minimalist look. Designed to work in conjunction with Precision Door Levers, T-Knobs & Knobs.

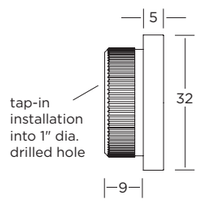

No fixings required, the Trim Collar simply taps into a 1" diameter hole.

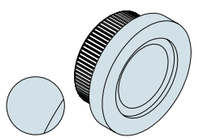

SMOOTH
7851J

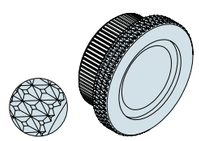

DIAMOND KNURL
7851G02

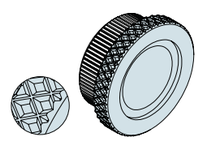

DIAMOND MESH
7851G03

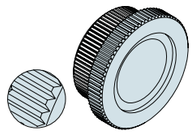

LINEAR
7851G04

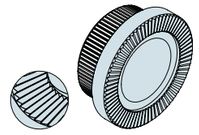

STARBURST
7851S

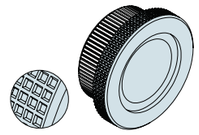

SQUARE MESH
7851G08

HOW TO ORDER

1. select TRIM COLLAR (eg. **7851G02**).
2. add FINISH (7851G02**/PB**).
For single Collar add/H (7851G02/PB**/H**).
FIX DEAD and FIXED DEAD SET can be achieved using the 7802 Fix-Dead Dummy Insert.
NB. Half set fixed dead also requires a 7818 Single Side Spindle. Both ordered separately.

7802 Fix-Dead Dummy Insert

DOOR KNOB & LEVER OPTIONS

7811 Fix Dead Dummy Mount (solid doors)
Heavy duty version for doors fitted with a door control and/or seals. For single lever/knob, 2 required for pairs of levers/knobs.
Not suitable for Ø44mm Roses.
Supplied with no. 6 x 32mm wood screws.

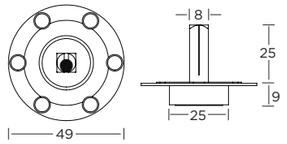

7813 Fix Dead Dummy Mount (solid doors)
For single lever/knob, 2 required for pairs of levers/knobs.
Supplied with no. 6 x 19mm wood screws.

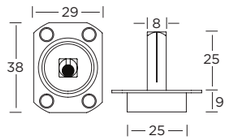

7814 Fix Dead Dummy Mount Set (solid doors) Alternative mounting for pairs of levers/knobs using existing spindle.
Supplied with no. 6 x 19mm wood screws.

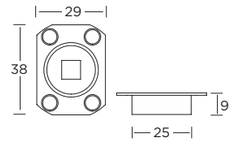

7810 Subrose for solid doors
Included as standard with all concealed fix rosettes & backplates).
Supplied with no. 4 x 13mm wood screws.

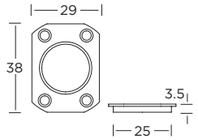

7802 Fix-Dead Dummy Insert
For installation into either a solid or pre-bored door where no latching is required. Face Plate and cut head screws are finish matched.

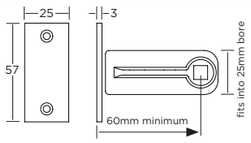

7818 Single Side Operating Spindle
For use on applications where operation of lever/knob is required on one door face only.
Suitable for doors 35-60mm thick.

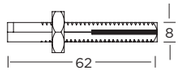

7816 Lockpoint Swivel Spindle
For use with split follower locks.

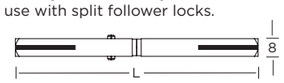

	A	B	C
L (length)	96	110	125
Door Thickness	25-51	40-64	50-80

7815 Lockpoint Spindle

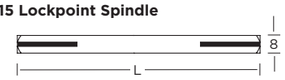

	A	B	C	D	E
L (length)	75	96	110	125	155
Door Thickness	5-30	25-51	35-64	50-80	80-110

7800 Pre-Bored Door Adaptor for use with 2⅛ inch bore - ANSI 161 preparation.
Supplied with alignment collars and M5 x 35mm machine screws to suit doors between 32mm and 44mm thick.

7801 Optional Long Screw Pack pack of 2pcs - M5 x 50mm machine screws for adapting 7800 to cater for doors between 45mm and 60mm thick.

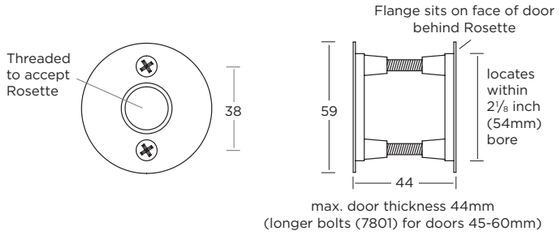

7806 Access Control (AC) Spindle

Designed to provide a strong and secure fixing for the outside fixed dead (dummy) Lever/Knob when used in conjunction with a Night Latch/Electric Strike/Key Fob. Typical applications are hotel bedroom doors and high-end residential apartment entrance doors.
Supplied with no. 6 x 19mm wood screws



	A	B	C	D
L (length)	103	113	123	133
Door Thickness	44-53	54-63	64-73	74-84
To suit Standard Door Thicknesses	44 & 51	54 & 57	CUSTOM	

ALLART PRECISION®

BACKPLATES & FUNCTIONS

In addition to Rosettes, Door Levers, Knobs and T-Knobs can also be paired with our complementary Allart Select backplates, offering many different operating and locking functions.

CENTRE DOOR KNOBS

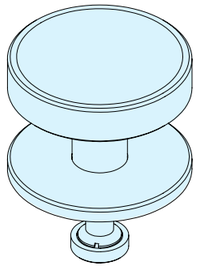

SMOOTH
2571
CDR01 Rosette only

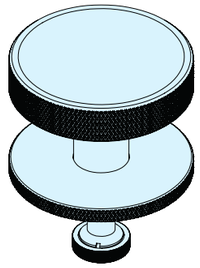

DIAMOND KNURL
2572
CDR02 Rosette only

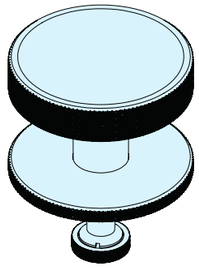

DIAMOND MESH
2573
CDR03 Rosette only

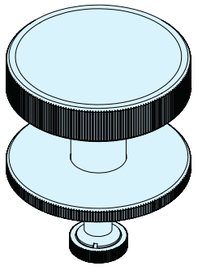

LINEAR
2574
CDR04 Rosette only

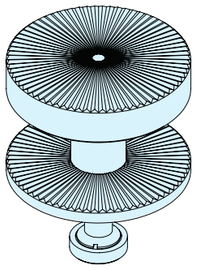

STARBURST
2579
CDR05 Rosette only

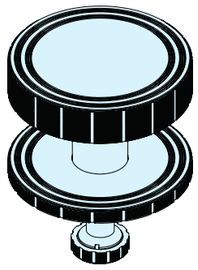

ROTOR
2576
CDR06 Rosette only



GROOVE
2577
CDR07 Rosette only

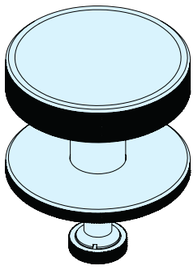

SQUARE MESH
2578
CDR08 Rosette only

Supplied with anti-rotation pin, blind nut with design-matched cover cap, and M12 x 50mm allthread to suit doors up to 57mm thick (longer allthread available on request). Pairs of Knobs are supplied with a back-to-back fixing system.

HOW TO ORDER

1. Select Knob (eg. **2571**).
2. add FINISH (2571**PB**).
3. add SIZE (2571PB/**B**).
4. To order Secret Face Fixed version add SFF (2571PB/B/**SFF**).
5. To order a pair of Knobs with BACK-TO-BACK fixings add BTB (2571PB/B/**BTB**).

Mixed finish: select Knob, finish, size, then Rosette & finish (2571PB/B/CDR01AB).

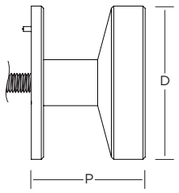

	A	B
Diameter (D)	81	100
Projection (P)	64	74

DOOR BELL PUSHES

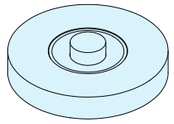

SMOOTH
7843BP

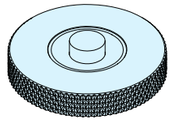

DIAMOND KNURL
7829BP

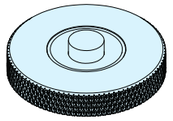

DIAMOND MESH
7836BP

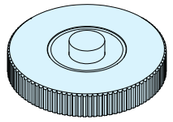

LINEAR
7830BP

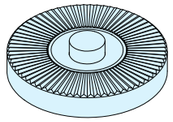

STARBURST
7831BP

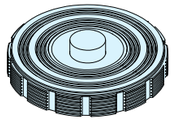

ROTOR
7840BP

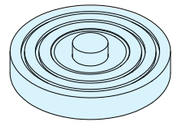

GROOVE
7833BP

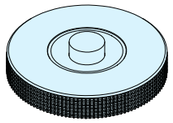

SQUARE MESH
7839BP

Supplied with subrose and no.4 x 13mm wood screws.

HOW TO ORDER

1. Select PUSH (eg. 7843BP).
2. add FINISH (7843BP/**SC**)
3. add SIZE (7843BP/SC/**A**).

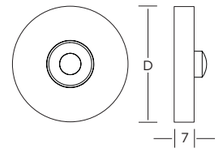

	A	B	C	D
Diameter (D)	44	54	64	76

DOOR STOPS



SMOOTH
2131

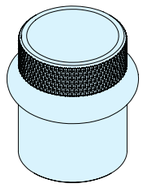

DIAMOND KNURL
2132

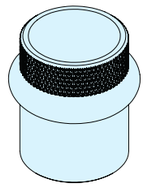

DIAMOND MESH
2133

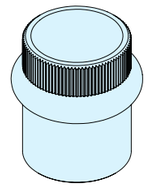

LINEAR
2134

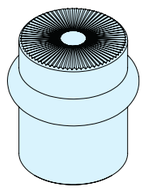

STARBURST
2139

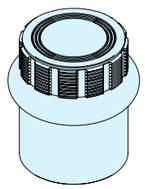

ROTOR
2136

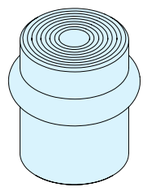

GROOVE
2138

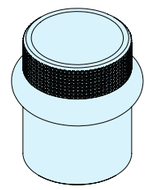

SQUARE MESH
2137

Supplied with no.12 x 38mm wood screw and features a black rubber as standard, white also available upon request.

HOW TO ORDER

1. Select DOOR STOP (eg. 2131)
2. add FINISH (2131**PB**).

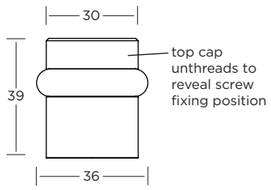

ESCUTCHEONS 44-76mm

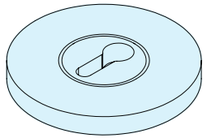

SMOOTH
7579

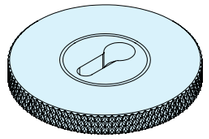

DIAMOND KNURL
7592

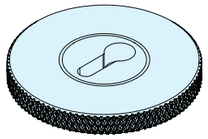

DIAMOND MESH
7593

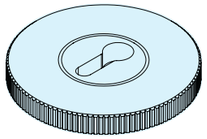

LINEAR
7594

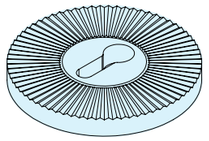

STARBURST
7598

ROTOR
7596

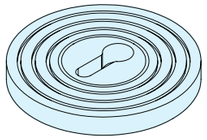

GROOVE
7597

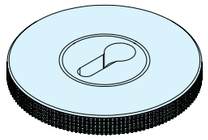

SQUARE MESH
7599

HOW TO ORDER

1. Select ESCUTCHEON (eg. **7579**).
2. add SIZE (7579**B**).
3. add FINISH (7579B/**PB**).

NB. add 'SLOT' suffix to obtain slot in place of key hole (7579B/PB/**SLOT**).

Supplied with no.4 x 13mm wood screws.

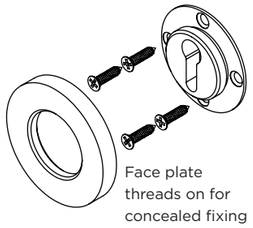

Face plate threads on for concealed fixing

Available in either Slot or traditional Keyhole.

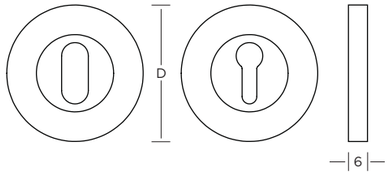

	A	B	C	D
Diameter (D)	44	54	64	76

ESCUTCHEONS 54-76mm

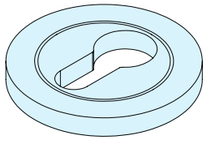

SMOOTH
7409

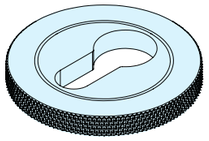

DIAMOND KNURL
7390

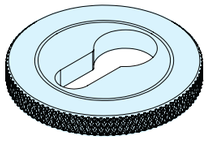

DIAMOND MESH
7391

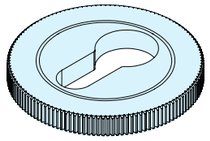

LINEAR
7392

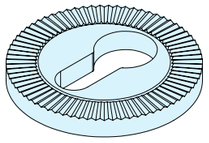

STARBURST
7396

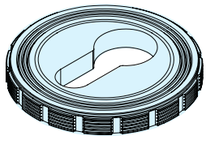

ROTOR
7394

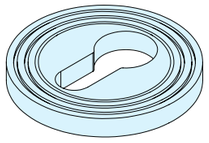

GROOVE
7395

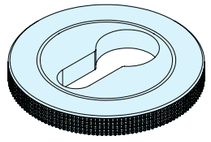

SQUARE MESH
7397

HOW TO ORDER

1. Select ESCUTCHEON (eg. **7409**).
2. add SIZE (7409**B**).
3. add FINISH (7409B/**PB**).

NB. add 'BLANK' suffix to obtain solid centre section, used to conceal incorrectly machine cylinder hole (7409B/PB/**BLANK**).

Supplied with no.4 x 13mm wood screws.

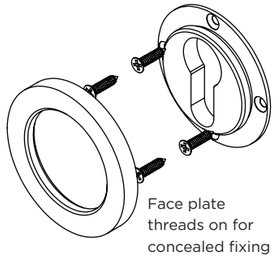

Face plate threads on for concealed fixing

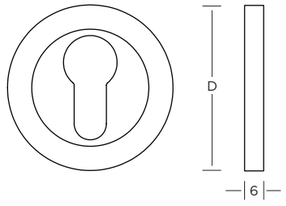

	B	C	D
Diameter (D)	54	64	76

ESCUTCHEONS 44-64mm

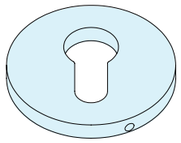

SMOOTH
7987

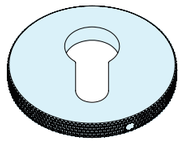

DIAMOND KNURL
7990

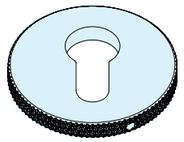

DIAMOND MESH
7991

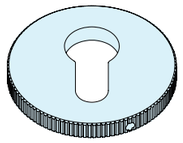

LINEAR
7992

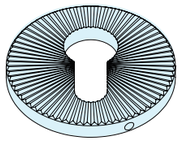

STARBURST
7996

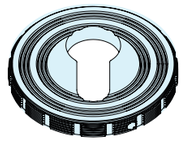

ROTOR
7993

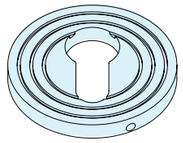

GROOVE
7995

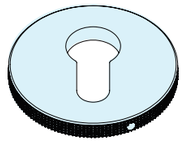

SQUARE MESH
7994

Supplied with grub screw for fixing to cylinder. The application of a small amount of contact adhesive to the rear of the Escutcheon is recommended.

HOW TO ORDER

Escutcheon:

1. Select ESCUTCHEON (eg. **7987**).
2. add SIZE (7987**B**).
3. add PROFILE (7987B/**O**) or Cylinder Type (7987B/**US**).
4. add FINISH (7987B/O/**PB**).

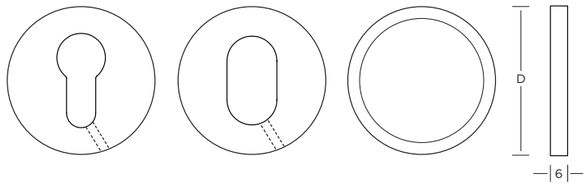

Available in either Euro (E) or Oval (O)* profile or as Cylinder Collar (UK or US).
*cutout for standard 32 x 18mm oval cylinder (larger cutouts available upon request).

	A	B	C
Diameter (D)	44	54	64

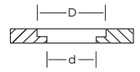

Code	Cylinder type	D	d
UK	UK standard	33	30
US	US standard	35	32

THUMB TURNS - 32mm

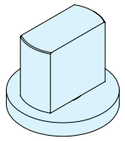

SMOOTH
7953/T41

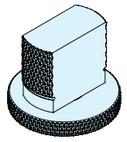

DIAMOND KNURL
7949/T42

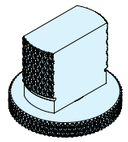

DIAMOND MESH
7925/T43

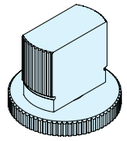

LINEAR
7950/T44

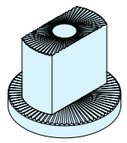

STARBURST
7917/T48

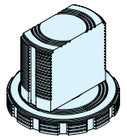

ROTOR
7921/T50

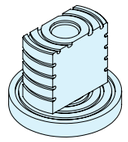

GROOVE
7954/T47

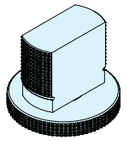

SQUARE MESH
7919/T49

Supplied with subrose, alignment insert, no.4 x 13mm wood screws, release key and installation instructions.
Turns are supplied fitted with a 5mm square spindle in either square (S) or diamond (D) orientation which must be specified.

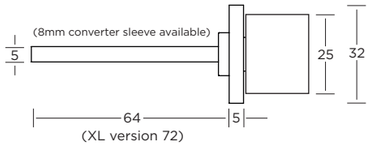

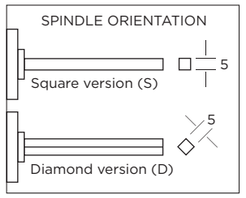

HOW TO ORDER

1. Select TURN & ROSETTE (eg. **7953**).
2. add TURN CODE & SPINDLE ORIENTATION (7953/**T41S**).
3. add FINISH (7953/T41S/**PB**).

Mixed finish: select Rosette & finish, Turn & Spindle orientation & finish (7953AB/T41S/PB).

NB. If your Turn is to be used along with a matching Coin Release below AND the door thickness is between 66mm and 76mm thick you will need to add XL to your code (eg. 7953/T41S/PB/**XL**).

COIN RELEASES - 32mm

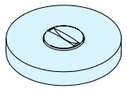

SMOOTH
7953CR

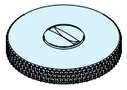

DIAMOND KNURL
7949CR

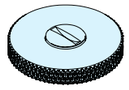

DIAMOND MESH
7925CR

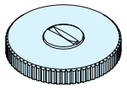

LINEAR
7950CR

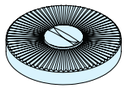

STARBURST
7917CR

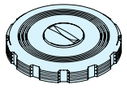

ROTOR
7921CR

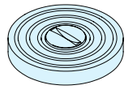

GROOVE
7954CR

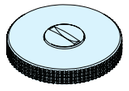

SQUARE MESH
7919CR

Supplied with subrose, alignment insert, no.4 x 13mm wood screws and installation instructions.

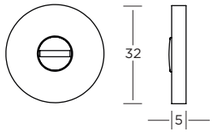

HOW TO ORDER

1. Select RELEASE (eg. **7953CR**).
2. add FINISH (7953CR/**PB**).

THUMB TURNS - 44-76mm

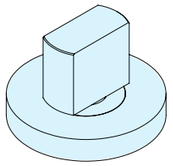

SMOOTH
7468/T41

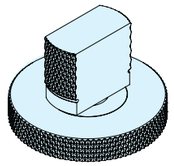

DIAMOND KNURL
7474/T42

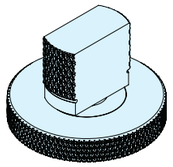

DIAMOND MESH
7475/T43

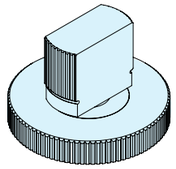

LINEAR
7476/T44

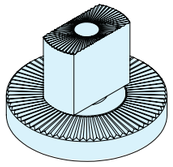

STARBURST
7464/T48

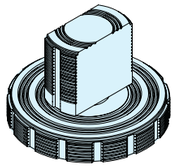

ROTOR
7477/T50

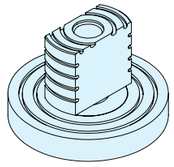

GROOVE
7478/T47

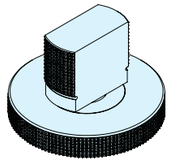

SQUARE MESH
7479/T49

Supplied with subrose, alignment insert, no.4 x 13mm wood screws, release key and installation instructions.
Turns are supplied fitted with a 5mm square spindle in either square (S) or diamond (D) orientation which must be specified.

	A	B	C	D
Diameter (D)	44	54	64	76

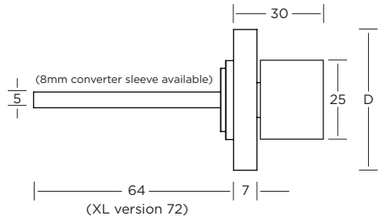

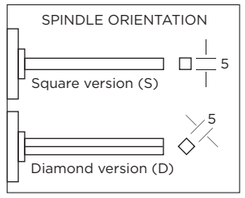

HOW TO ORDER

1. Select ROSETTE DESIGN (eg. **7468**).
2. add SIZE (7468**B**).
3. add TURN CODE & SPINDLE ORIENTATION (7468B/**T41S**).
4. add FINISH (7468B/T41S/**PB**).

Mixed finish: select Rosette & finish, size, Turn & Spindle orientation & finish (7468AB/B/T41S/PB).

NB. If your Turn is to be used along with a matching Coin Release below AND the door thickness is between 66mm and 76mm thick you will need to add XL to your code (eg. 7468B/T41S/PB/**XL**).

COIN RELEASES - 44-76mm

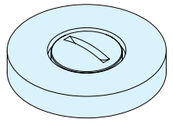

SMOOTH
7468CR

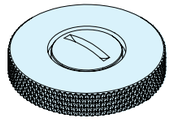

DIAMOND KNURL
7474CR

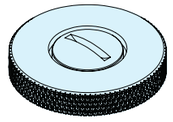

DIAMOND MESH
7475CR

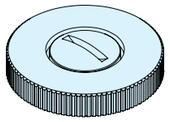

LINEAR
7476CR

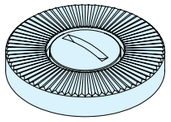

STARBURST
7464CR

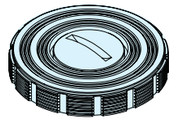

ROTOR
7477CR

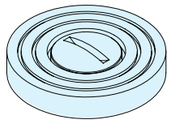

GROOVE
7478CR

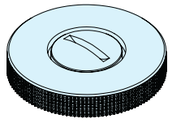

SQUARE MESH
7479CR

Supplied with subrose, alignment insert, no.4 x 13mm wood screws and installation instructions.

HOW TO ORDER

1. Select ROSETTE DESIGN (eg. **7468**).
2. add SIZE (7468**B**).
3. add CR (7468B/**CR**).
4. add FINISH (7468B/CR/**PB**).

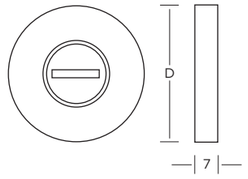

	A	B	C	D
Diameter (D)	44	54	64	76

DOOR PULLS

PLAIN ENDS



SMOOTH
1401 G01 -19Ø (**1400** no Rosette)
1405 G01 -22Ø (**1404** no Rosette)
1409 G01 -25Ø (**1408** no Rosette)
DPR01 Smooth Rosette only



DIAMOND KNURL
1401 G02 -19Ø (**1400** no Rosette)
1405 G02 -22Ø (**1404** no Rosette)
1409 G02 -25Ø (**1408** no Rosette)
DPR02 Diamond Knurl Rosette only



DIAMOND MESH
1401 G03 -19Ø (**1400** no Rosette)
1405 G03 -22Ø (**1404** no Rosette)
1409 G03 -25Ø (**1408** no Rosette)
DPR03 Diamond Mesh Rosette only



LINEAR
1401 G04 -19Ø (**1400** no Rosette)
1405 G04 -22Ø (**1404** no Rosette)
1409 G04 -25Ø (**1408** no Rosette)
DPR04 Linear Rosette only



SPIRAL
1401 G05* -19Ø (**1400** no Rosette)
1405 G05* -22Ø (**1404** no Rosette)
1409 G05* -25Ø (**1408** no Rosette)
***G05L or R** (LH or RH)
DPR05 Starburst Rosette only



ROTOR
1401 G06 -19Ø (**1400** no Rosette)
1405 G06 -22Ø (**1404** no Rosette)
1409 G06 -25Ø (**1408** no Rosette)
DPR06 Rotor Rosette only

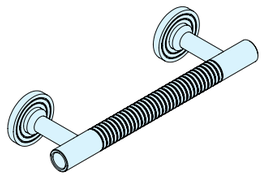

GROOVE
1401 G07 -19Ø (**1400** no Rosette)
1405 G07 -22Ø (**1404** no Rosette)
1409 G07 -25Ø (**1408** no Rosette)
DPR07 Groove Rosette only



SQUARE MESH
1401 G08 -19Ø (**1400** no Rosette)
1405 G08 -22Ø (**1404** no Rosette)
1409 G08 -25Ø (**1408** no Rosette)
DPR08 Square Mesh Rosette only

HOW TO ORDER

1. Select Door Pull (eg. **1401**).
2. add SIZE (1401**C**).
3. add GRIP ref. (1401C/**G01**).
4. add FINISH* (1401C/G01**PB**).

*Door Pulls are not available in solid bronze finishes.

Mixed finish: For Pull only (no Rosette) select Pull code, size & finish, then add grip ref & finish (eg. 1400C/PB/G01SN).
For Pull with Rosette select Pull code, size & finish, then add grip ref & finish, then Rosette type & finish (eg. 1401C/PB/G01SN/DPR05SC).

SPIRAL GRIP G05 HANDING

RINGED ENDS



SMOOTH
1403 G01 -19Ø (**1402** no Rosette)
1407 G01 -22Ø (**1406** no Rosette)
1411 G01 -25Ø (**1410** no Rosette)
DPR01 Smooth Rosette only



DIAMOND KNURL
1403 G02 -19Ø (**1402** no Rosette)
1407 G02 -22Ø (**1406** no Rosette)
1411 G02 -25Ø (**1410** no Rosette)
DPR02 Diamond Knurl Rosette only



DIAMOND MESH
1403 G03 -19Ø (**1402** no Rosette)
1407 G03 -22Ø (**1406** no Rosette)
1411 G03 -25Ø (**1410** no Rosette)
DPR03 Diamond Mesh Rosette only



LINEAR
1403 G04 -19Ø (**1402** no Rosette)
1407 G04 -22Ø (**1406** no Rosette)
1411 G04 -25Ø (**1410** no Rosette)
DPR04 Linear Rosette only



SPIRAL
1403 G05* -19Ø (**1402** no Rosette)
1407 G05* -22Ø (**1406** no Rosette)
1411 G05* -25Ø (**1410** no Rosette)
***G05L or R** (LH or RH)
DPR05 Starburst Rosette only



ROTOR
1403 G06 -19Ø (**1402** no Rosette)
1407 G06 -22Ø (**1406** no Rosette)
1411 G06 -25Ø (**1410** no Rosette)
DPR06 Rotor Rosette only

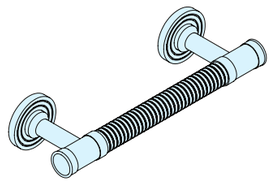

GROOVE
1403 G07 -19Ø (**1402** no Rosette)
1407 G07 -22Ø (**1406** no Rosette)
1411 G07 -25Ø (**1410** no Rosette)
DPR07 Groove Rosette only



SQUARE MESH
1403 G08 -19Ø (**1402** no Rosette)
1407 G08 -22Ø (**1406** no Rosette)
1411 G08 -25Ø (**1410** no Rosette)
DPR08 Square Mesh Rosette only

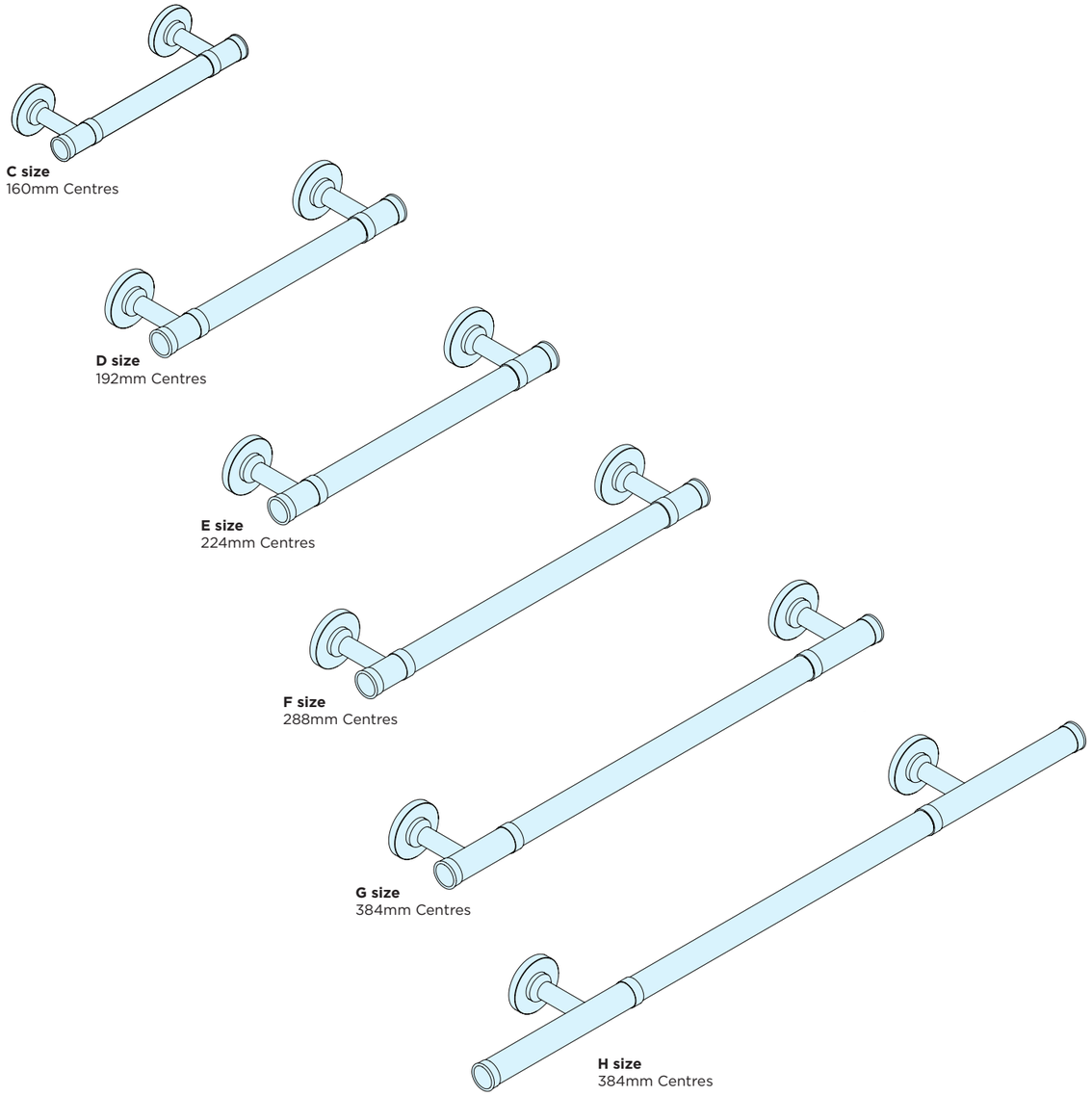

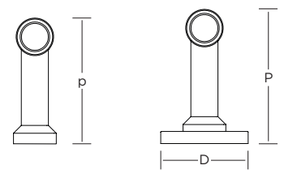

PULL DIA Ø	ROSETTE DIA (D)	PROJECTION	
		No Rose (p)	With Rose (P)
19mm	44	66	70
22mm	44	69	73
25mm	44	72	76

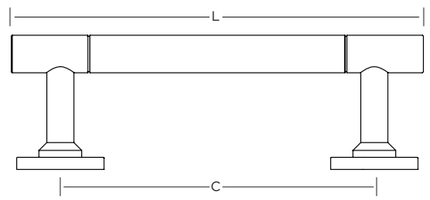

LENGTHS	C	D	E	F	G	H
Centres (C)	160	192	224	288	384	384
Length (L) 19 dia	210	242	274	338	434	600
Length (L) 22 dia	220	252	284	348	444	600
Length (L) 25 dia	230	262	294	358	454	600

CABINET KNOBS

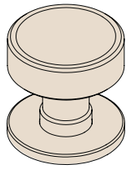

SMOOTH
0651 Knob & Rosette
0621 Knob only
SR01 Rosette only

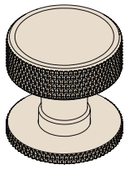

DIAMOND KNURL
0652 Knob & Rosette
0622 Knob only
SR02 Rosette only

DIAMOND MESH
0653 Knob & Rosette
0623 Knob only
SR03 Rosette only

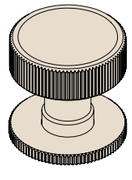

LINEAR
0654 Knob & Rosette
0624 Knob only
SR04 Rosette only

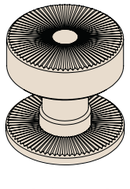

STARBURST
0658 Knob & Rosette
0628 Knob only
SR05 Rosette only

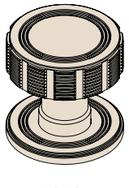

ROTOR
0619 Knob & Rosette
0618 Knob only
SR06 Rosette only



GROOVE
0657 Knob & Rosette
0627 Knob only
SR07 Rosette only

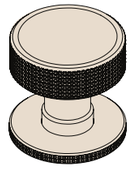

SQUARE MESH
0659 Knob & Rosette
0629 Knob only
SR08 Rosette only

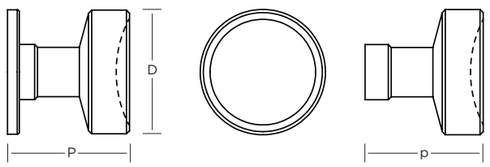

	A	B	C
Knob size (D)	25 dia	32 dia	38 dia
Knob Projection (p)	25	30	34
Rosette size (D)	25 dia	32 dia	38 dia
Knob & Rosette Proj (P)	26	31	35

HOW TO ORDER

1. Select Cabinet Knob (eg. **0651**).
2. add FINISH (0651**PB**).
3. add SIZE (0651PB/**B**).

Choose DOWEL SCREW option if required (eg. 0651PB/B/**DS**).

Mixed finish: select Cabinet Knob, finish & size, then Rosette type & finish (eg. 0651PB/B/SR05AB).

CABINET T-PULLS

PLAIN ENDS



SMOOTH
1381 G01 -13Ø (**1380** no Rosette)
1385 G01 -16Ø (**1384** no Rosette)
1389 G01 -19Ø (**1388** no Rosette)
SR01 Rosette only

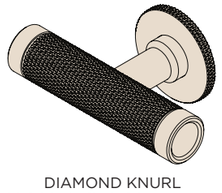

DIAMOND KNURL
1381 G02 -13Ø (**1380** no Rosette)
1385 G02 -16Ø (**1384** no Rosette)
1389 G02 -19Ø (**1388** no Rosette)
SR02 Rosette only

DIAMOND MESH
1381 G03 -13Ø (**1380** no Rosette)
1385 G03 -16Ø (**1384** no Rosette)
1389 G03 -19Ø (**1388** no Rosette)
SR03 Rosette only

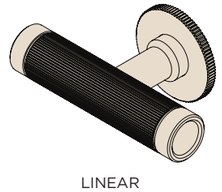

LINEAR
1381 G04 -13Ø (**1380** no Rosette)
1385 G04 -16Ø (**1384** no Rosette)
1389 G04 -19Ø (**1388** no Rosette)
SR04 Rosette only

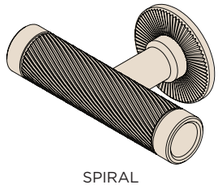

SPIRAL
1381 G05* -13Ø (**1380** no Rosette)
1385 G05* -16Ø (**1384** no Rosette)
1389 G05* -19Ø (**1388** no Rosette)
***G05L or R** (LH or RH)
SR05 Rosette only

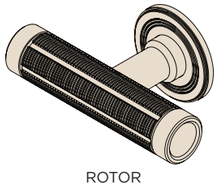

ROTOR
1381 G06 -13Ø (**1380** no Rosette)
1385 G06 -16Ø (**1384** no Rosette)
1389 G06 -19Ø (**1388** no Rosette)
SR06 Rosette only

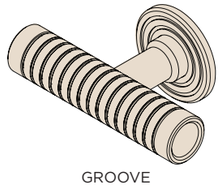

GROOVE
1381 G07 -13Ø (**1380** no Rosette)
1385 G07 -16Ø (**1384** no Rosette)
1389 G07 -19Ø (**1388** no Rosette)
SR07 Rosette only

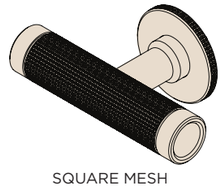

SQUARE MESH
1381 G08 -13Ø (**1380** no Rosette)
1385 G08 -16Ø (**1384** no Rosette)
1389 G08 -19Ø (**1388** no Rosette)
SR08 Rosette only

HOW TO ORDER

1. Select T-Pull (eg. **1381**).
2. add GRIP ref. (1381**G01**).
3. add FINISH (1381G01**PB**).

Mixed finish: select Cabinet T-Pull & finish, Grip ref. & finish, then Rosette type & finish (eg. 1381PB/G01AB/SR05AB).

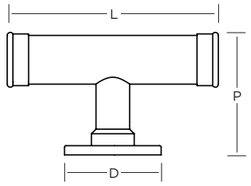

DIAMETER	13mm	16mm	19mm
Length (L)	61	69	71
Projection (P)	33	39	45
Rosette Dia. (D)	25	32	38
Proj. no Rosette	32	38	44

SPIRAL GRIP G05 HANDING

RINGED ENDS

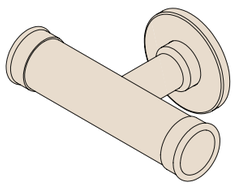

SMOOTH
1383 G01 -13Ø (**1382** no Rosette)
1387 G01 -16Ø (**1386** no Rosette)
1391 G01 -19Ø (**1390** no Rosette)
SR01 Rosette only

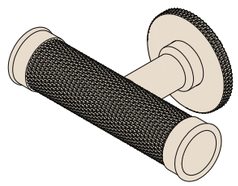

DIAMOND KNURL
1383 G02 -13Ø (**1382** no Rosette)
1387 G02 -16Ø (**1386** no Rosette)
1391 G02 -19Ø (**1390** no Rosette)
SR02 Rosette only



DIAMOND MESH
1383 G03 -13Ø (**1382** no Rosette)
1387 G03 -16Ø (**1386** no Rosette)
1391 G03 -19Ø (**1390** no Rosette)
SR03 Rosette only

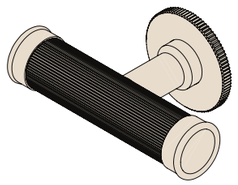

LINEAR
1383 G04 -13Ø (**1382** no Rosette)
1387 G04 -16Ø (**1386** no Rosette)
1391 G04 -19Ø (**1390** no Rosette)
SR04 Rosette only

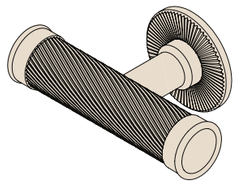

SPIRAL
1383 G05* -13Ø (**1382** no Rosette)
1387 G05* -16Ø (**1386** no Rosette)
1391 G05* -19Ø (**1390** no Rosette)
***G05L or R** (LH or RH)
SR05 Rosette only

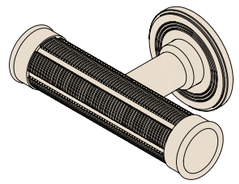

ROTOR
1383 G06 -13Ø (**1382** no Rosette)
1387 G06 -16Ø (**1386** no Rosette)
1391 G06 -19Ø (**1390** no Rosette)
SR06 Rosette only

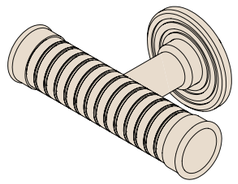

GROOVE
1383 G07 -13Ø (**1382** no Rosette)
1387 G07 -16Ø (**1386** no Rosette)
1391 G07 -19Ø (**1390** no Rosette)
SR07 Rosette only



SQUARE MESH
1383 G08 -13Ø (**1382** no Rosette)
1387 G08 -16Ø (**1386** no Rosette)
1391 G08 -19Ø (**1390** no Rosette)
SR08 Rosette only

CABINET PULLS

PLAIN ENDS

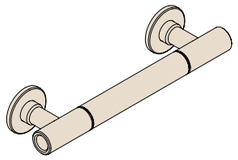

SMOOTH
1421 G01 -13Ø (**1420** no Rosette)
1425 G01 -16Ø (**1424** no Rosette)
1429 G01 -19Ø (**1428** no Rosette)
SR01 Rosette only



DIAMOND KNURL
1421 G02 -13Ø (**1420** no Rosette)
1425 G02 -16Ø (**1424** no Rosette)
1429 G02 -19Ø (**1428** no Rosette)
SR02 Rosette only

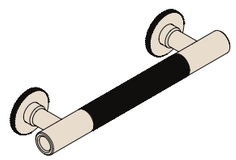

DIAMOND MESH
1421 G03 -13Ø (**1420** no Rosette)
1425 G03 -16Ø (**1424** no Rosette)
1429 G03 -19Ø (**1428** no Rosette)
SR03 Rosette only

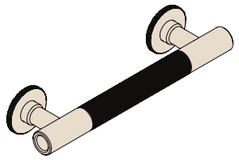

LINEAR
1421 G04 -13Ø (**1420** no Rosette)
1425 G04 -16Ø (**1424** no Rosette)
1429 G04 -19Ø (**1428** no Rosette)
SR04 Rosette only



SPIRAL
1421 G05* -13Ø (**1420** no Rosette)
1425 G05* -16Ø (**1424** no Rosette)
1429 G05* -19Ø (**1428** no Rosette)
***G05L or R** (LH or RH)
SR05 Rosette only



ROTOR
1421 G06 -13Ø (**1420** no Rosette)
1425 G06 -16Ø (**1424** no Rosette)
1429 G06 -19Ø (**1428** no Rosette)
SR06 Rosette only

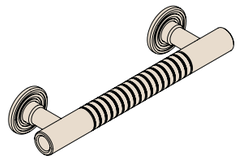

GROOVE
1421 G07 -13Ø (**1420** no Rosette)
1425 G07 -16Ø (**1424** no Rosette)
1429 G07 -19Ø (**1428** no Rosette)
SR07 Rosette only



SQUARE MESH
1421 G08 -13Ø (**1420** no Rosette)
1425 G08 -16Ø (**1424** no Rosette)
1429 G08 -19Ø (**1428** no Rosette)
SR08 Rosette only

HOW TO ORDER

1. Select Cabinet Pull (eg. **1421**).
2. add SIZE (1421**B**).
3. add GRIP design (1421B/**G01**).
4. add FINISH* (1421B/G01**PB**).

*Cabinet Pulls are not available in solid bronze finishes.

Mixed finish: For Pull only (no Rosette) select Pull code, size & finish, then add grip ref & finish (eg. 1420B/PB/G01SN).
For Pull with Rosette select Pull code, size & finish, then add grip ref & finish, then Rosette type and finish (eg. 1421B/PB/G01SN/SR05SC).

SPIRAL GRIP G05 HANDING

RINGED ENDS



SMOOTH
1423 G01 -13Ø (**1422** no Rosette)
1427 G01 -16Ø (**1426** no Rosette)
1431 G01 -19Ø (**1430** no Rosette)
SR01 Rosette only



DIAMOND KNURL
1423 G02 -13Ø (**1422** no Rosette)
1427 G02 -16Ø (**1426** no Rosette)
1431 G02 -19Ø (**1430** no Rosette)
SR02 Rosette only



DIAMOND MESH
1423 G03 -13Ø (**1422** no Rosette)
1427 G03 -16Ø (**1426** no Rosette)
1431 G03 -19Ø (**1430** no Rosette)
SR03 Rosette only



LINEAR
1423 G04 -13Ø (**1422** no Rosette)
1427 G04 -16Ø (**1426** no Rosette)
1431 G04 -19Ø (**1430** no Rosette)
SR04 Rosette only

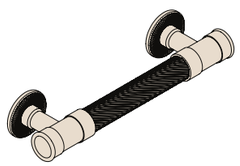

SPIRAL
1423 G05* -13Ø (**1422** no Rosette)
1427 G05* -16Ø (**1426** no Rosette)
1431 G05* -19Ø (**1430** no Rosette)
***G05L or R** (LH or RH)
SR05 Rosette only

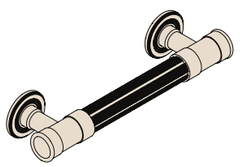

ROTOR
1423 G06 -13Ø (**1422** no Rosette)
1427 G06 -16Ø (**1426** no Rosette)
1431 G06 -19Ø (**1430** no Rosette)
SR06 Rosette only

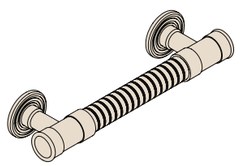

GROOVE
1423 G07 -13Ø (**1422** no Rosette)
1427 G07 -16Ø (**1426** no Rosette)
1431 G07 -19Ø (**1430** no Rosette)
SR07 Rosette only



SQUARE MESH
1423 G08 -13Ø (**1422** no Rosette)
1427 G08 -16Ø (**1426** no Rosette)
1431 G08 -19Ø (**1430** no Rosette)
SR08 Rosette only

CABINET PULLS

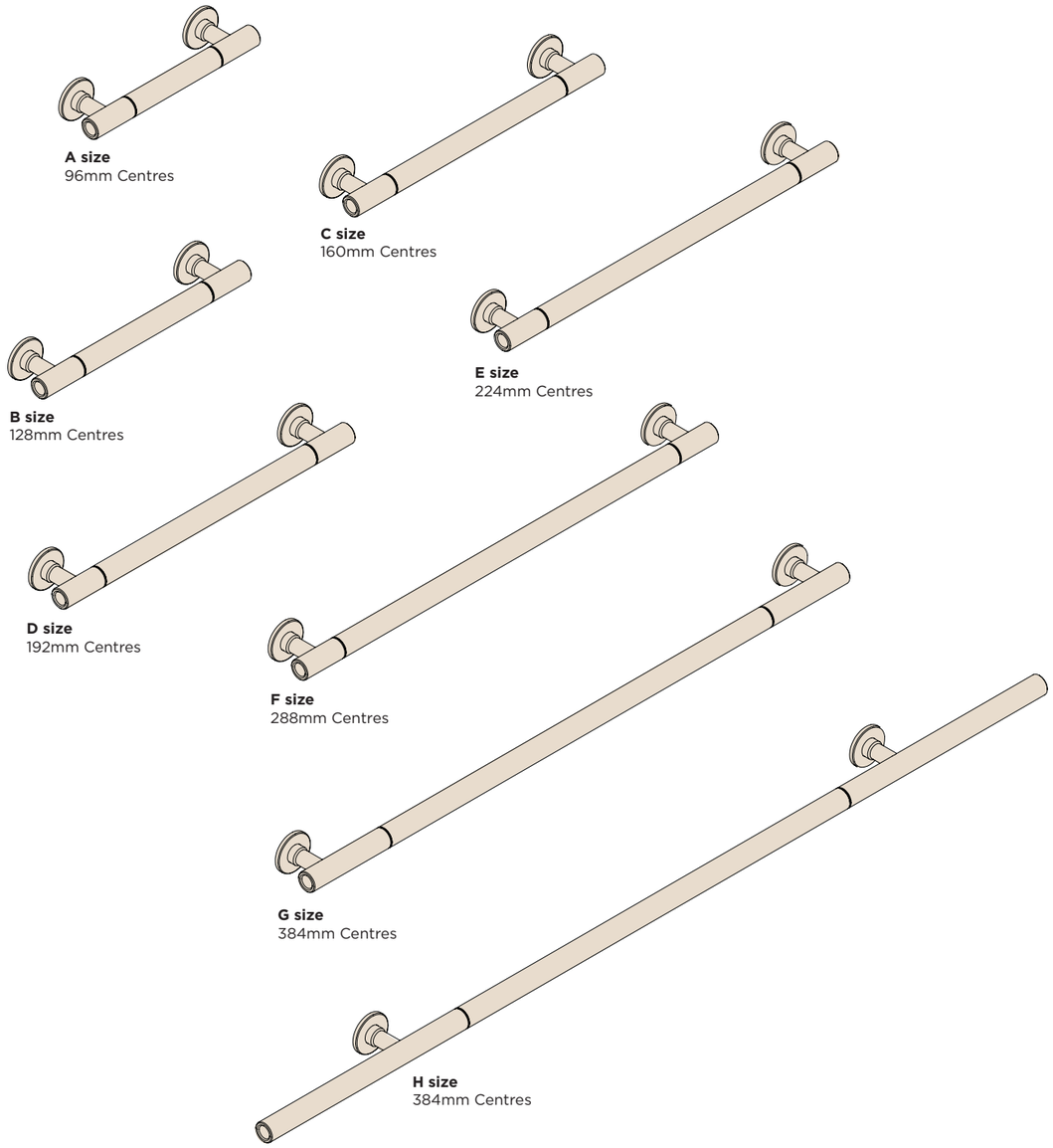

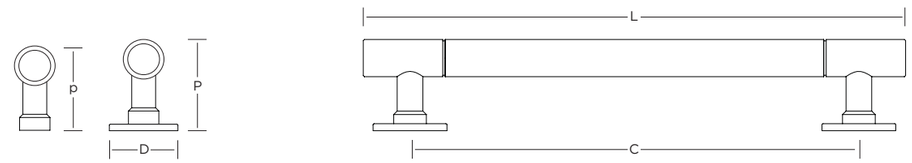

PULL DIA Ø	ROSETTE DIA (D)	PROJECTION	
		No Rose (p)	With Rose (P)
13mm	25	33	34
16mm	32	39	41
19mm	38	45	47

LENGTHS	A	B	C	D	E	F	G	H
Centres (C)	96	128	160	192	224	288	384	384
Length (L) 13 dia	126	158	190	222	254	318	414	600
Length (L) 16 dia	136	168	200	232	264	328	424	600
Length (L) 19 dia	146	178	210	242	274	338	434	600

WINDOW TILT & TURN T-HANDLES

Matching design detailed base

PLAIN ENDS

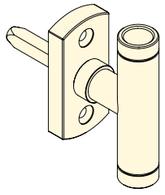

SMOOTH
0430 G01 - 16Ø
0431 G01 - 19Ø

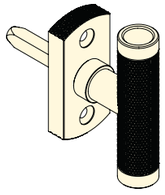

DIAMOND KNURL
0430 G02 - 16Ø
0431 G02 - 19Ø

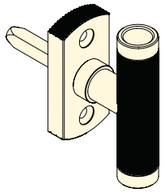

DIAMOND MESH
0430 G03 - 16Ø
0431 G03 - 19Ø

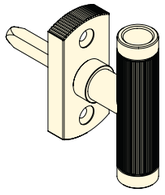

LINEAR
0430 G04 - 16Ø
0431 G04 - 19Ø

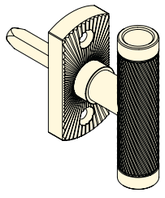

SPIRAL + STARBURST
0430 G05* - 16Ø
0431 G05* - 19Ø
***G05L or R** (LH or RH)

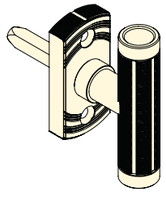

ROTOR
0430 G06 - 16Ø
0431 G06 - 19Ø

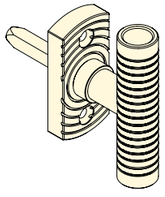

GROOVE
0430 G07 - 16Ø
0431 G07 - 19Ø

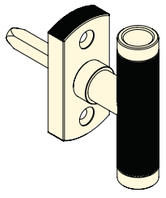

SQUARE MESH
0430 G08 - 16Ø
0431 G08 - 19Ø

HOW TO ORDER 1. select HANDLE (eg. **0430**). 2. add GRIP ref. (0430**G01**). 3. add FINISH (0430G01**PB**).
Mixed finish: select Handle & finish, then Grip ref. & finish (eg. 0430PB/G01AB).
Supplied with finish matched M5 x 40mm machine screws and fitted stainless steel spindle.

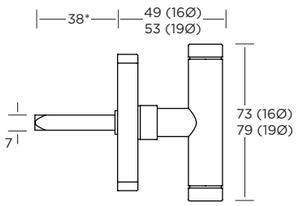

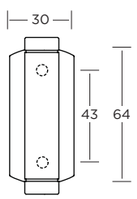

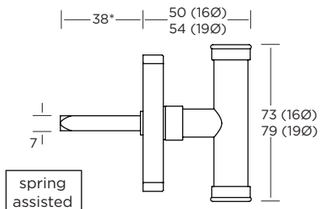

spring assisted handle

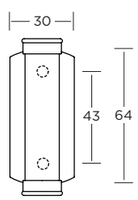

* other spindle sizes available upon request

SPIRAL GRIP G05 HANDING

RINGED ENDS

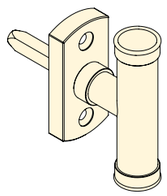

SMOOTH
0432 G01 - 16Ø
0433 G01 - 19Ø

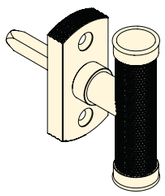

DIAMOND KNURL
0432 G02 - 16Ø
0433 G02 - 19Ø

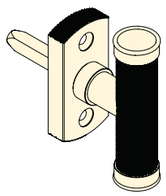

DIAMOND MESH
0432 G03 - 16Ø
0433 G03 - 19Ø

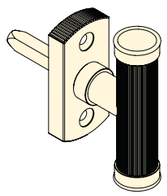

LINEAR
0432 G04 - 16Ø
0433 G04 - 19Ø

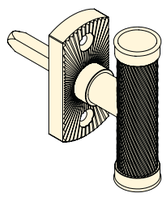

SPIRAL + STARBURST
0432 G05* - 16Ø
0433 G05* - 19Ø
***G05L or R** (LH or RH)

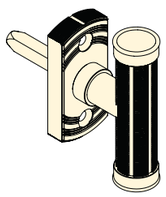

ROTOR
0432 G06 - 16Ø
0433 G06 - 19Ø

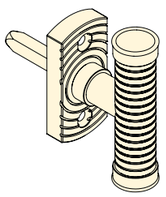

GROOVE
0432 G07 - 16Ø
0433 G07 - 19Ø

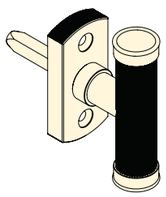

SQUARE MESH
0432 G08 - 16Ø
0433 G08 - 19Ø

WINDOW TILT & TURN T-HANDLES

Rectangular plain base

PLAIN ENDS

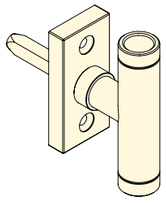

SMOOTH
0435 G01 - 16Ø
0436 G01 - 19Ø

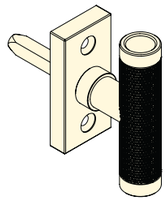

DIAMOND KNURL
0435 G02 - 16Ø
0436 G02 - 19Ø

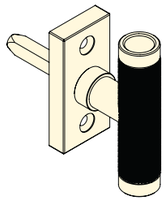

DIAMOND MESH
0435 G03 - 16Ø
0436 G03 - 19Ø

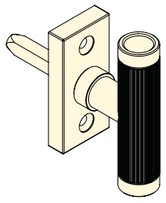

LINEAR
0435 G04 - 16Ø
0436 G04 - 19Ø

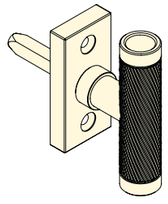

SPIRAL
0435 G05* - 16Ø
0436 G05* - 19Ø
***G05L or R** (LH or RH)

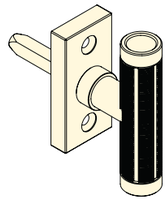

ROTOR
0435 G06 - 16Ø
0436 G06 - 19Ø

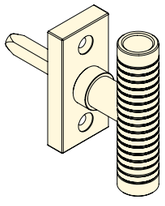

GROOVE
0435 G07 - 16Ø
0436 G07 - 19Ø

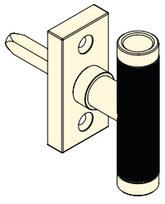

SQUARE MESH
0435 G08 - 16Ø
0436 G08 - 19Ø

HOW TO ORDER 1. select HANDLE (eg. **0435**). 2. add GRIP ref. (0435**G01**). 3. add FINISH (0435G01**PB**).
Mixed finish: select Handle & finish, then Grip ref. & finish (eg. 0435PB/G01AB).
Supplied with finish matched M5 x 40mm machine screws and fitted stainless steel spindle.

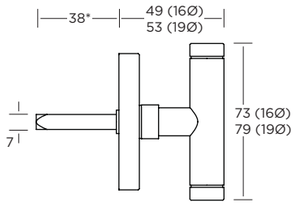

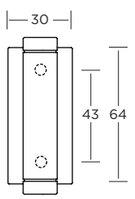

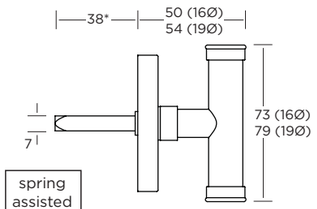

spring assisted handle

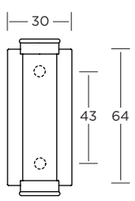

* other spindle sizes available upon request

SPIRAL GRIP G05 HANDING

RINGED ENDS

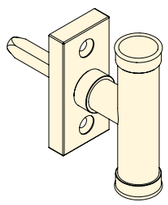

SMOOTH
0437 G01 - 16Ø
0438 G01 - 19Ø

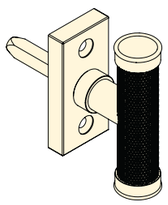

DIAMOND KNURL
0437 G02 - 16Ø
0438 G02 - 19Ø

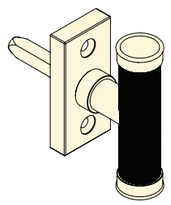

DIAMOND MESH
0437 G03 - 16Ø
0438 G03 - 19Ø

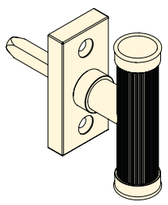

LINEAR
0437 G04 - 16Ø
0438 G04 - 19Ø

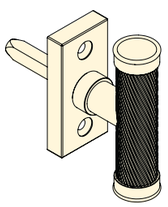

SPIRAL
0437 G05* - 16Ø
0438 G05* - 19Ø
***G05L or R** (LH or RH)

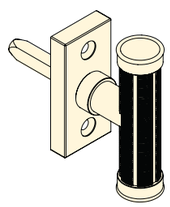

ROTOR
0437 G06 - 16Ø
0438 G06 - 19Ø

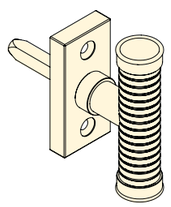

GROOVE
0437 G07 - 16Ø
0438 G07 - 19Ø

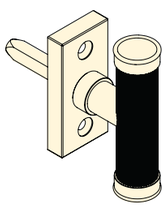

SQUARE MESH
0437 G08 - 16Ø
0438 G08 - 19Ø

WINDOW TILT & TURN HANDLES

With matching design detailed base

PLAIN NECK / PLAIN TIP

Supplied with finish matched M5 x 40mm machine screws and fitted stainless steel spindle.

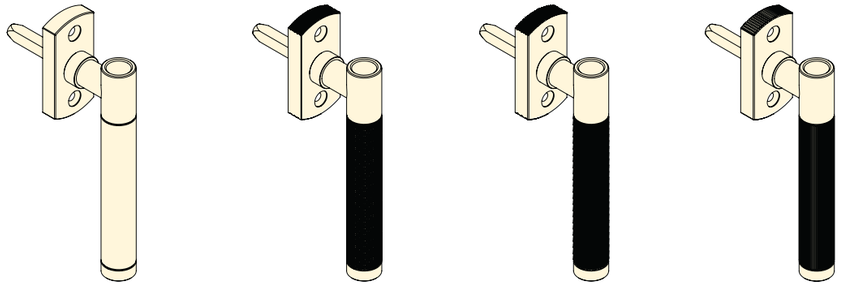

SMOOTH
0400 G01 - 16Ø
0401 G01 - 19Ø

DIAMOND KNURL
0400 G02 - 16Ø
0401 G02 - 19Ø

DIAMOND MESH
0400 G03 - 16Ø
0401 G03 - 19Ø

LINEAR
0400 G04 - 16Ø
0401 G04 - 19Ø

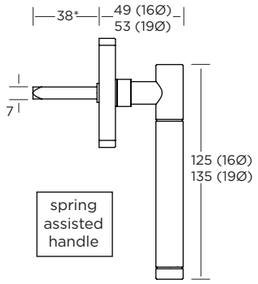

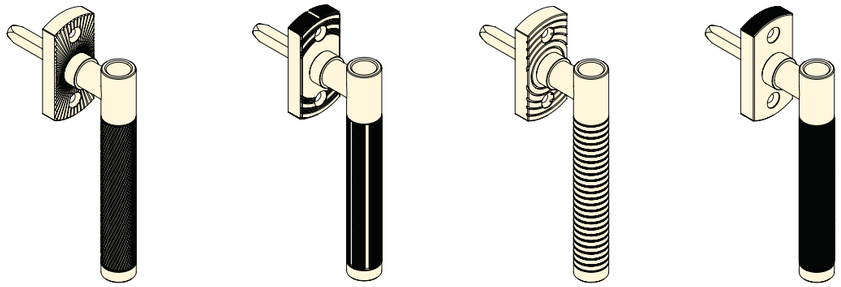

SPIRAL + STARBURST
0400 G05* - 16Ø
0401 G05* - 19Ø
***G05L or R** (LH or RH)

ROTOR
0400 G06 - 16Ø
0401 G06 - 19Ø

GROOVE
0400 G07 - 16Ø
0401 G07 - 19Ø

SQUARE MESH
0400 G08 - 16Ø
0401 G08 - 19Ø

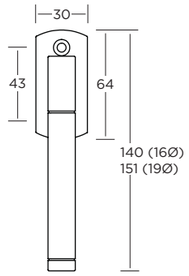

SPIRAL GRIP G05 HANDING

HOW TO ORDER 1. select HANDLE (eg. **0400**). 2. add GRIP ref. (0400**G01**). 3. add FINISH (0400G01**PB**).
Mixed finish: select Handle & finish, then Grip ref. & finish (eg. 0400PB/G01AB).

PLAIN NECK / RINGED TIP

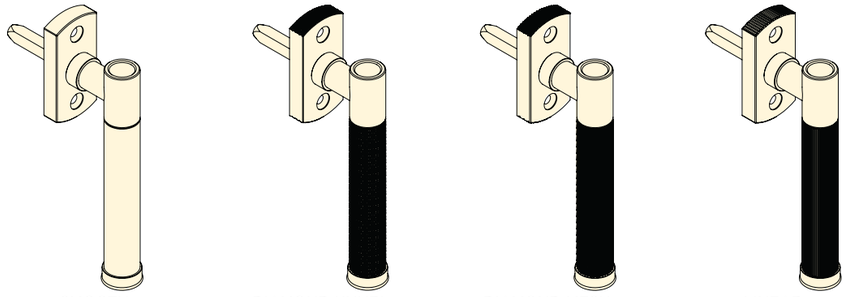

SMOOTH
0404 G01 - 16Ø
0405 G01 - 19Ø

DIAMOND KNURL
0404 G02 - 16Ø
0405 G02 - 19Ø

DIAMOND MESH
0404 G03 - 16Ø
0405 G03 - 19Ø

LINEAR
0404 G04 - 16Ø
0405 G04 - 19Ø

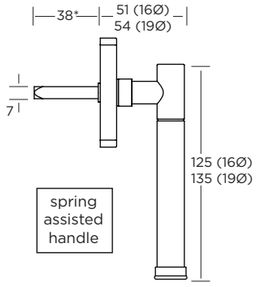

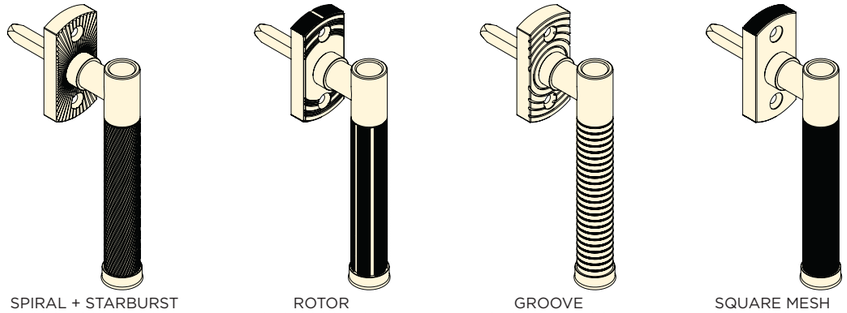

SPIRAL + STARBURST
0404 G05* - 16Ø
0405 G05* - 19Ø
***G05L or R** (LH or RH)

ROTOR
0404 G06 - 16Ø
0405 G06 - 19Ø

GROOVE
0404 G07 - 16Ø
0405 G07 - 19Ø

SQUARE MESH
0404 G08 - 16Ø
0405 G08 - 19Ø

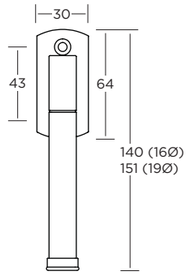

* other spindle sizes available upon request

WINDOW TILT & TURN HANDLES

With matching design detailed base

RINGED NECK / PLAIN TIP

Supplied with finish matched M5 x 40mm machine screws and fitted stainless steel spindle.

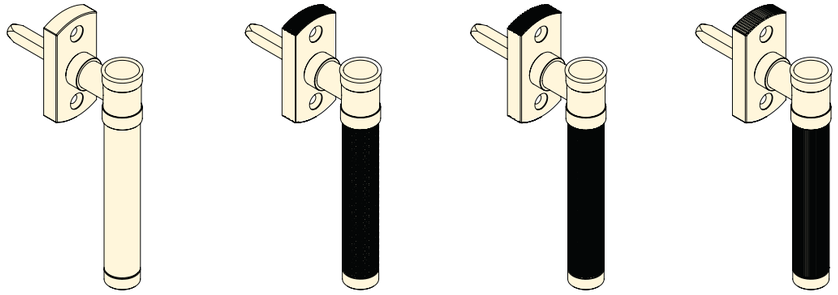

SMOOTH
0406 G01 - 16Ø
0407 G01 - 19Ø

DIAMOND KNURL
0406 G02 - 16Ø
0407 G02 - 19Ø

DIAMOND MESH
0406 G03 - 16Ø
0407 G03 - 19Ø

LINEAR
0406 G04 - 16Ø
0407 G04 - 19Ø

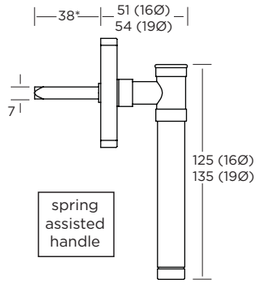

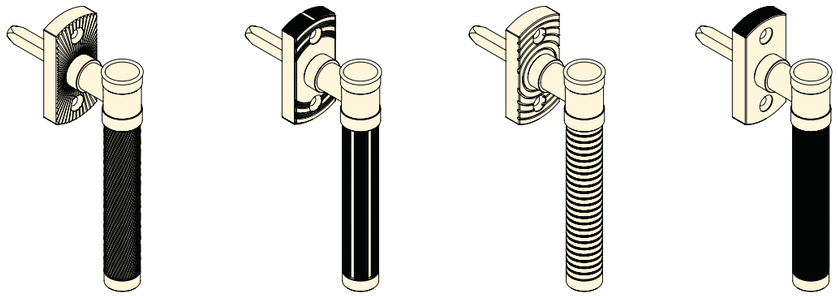

SPIRAL + STARBURST
0406 G05* - 16Ø
0407 G05* - 19Ø
***G05L or R** (LH or RH)

ROTOR
0406 G06 - 16Ø
0407 G06 - 19Ø

GROOVE
0406 G07 - 16Ø
0407 G07 - 19Ø

SQUARE MESH
0406 G08 - 16Ø
0407 G08 - 19Ø

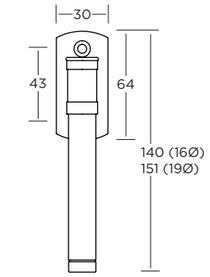

SPIRAL GRIP G05 HANDING

HOW TO ORDER 1. select HANDLE (eg. **0406**). 2. add GRIP ref. (0406**G01**). 3. add FINISH (0406G01**PB**).
Mixed finish: select Handle & finish, then Grip ref. & finish (eg. 0406PB/G01AB).

RINGED NECK / RINGED TIP

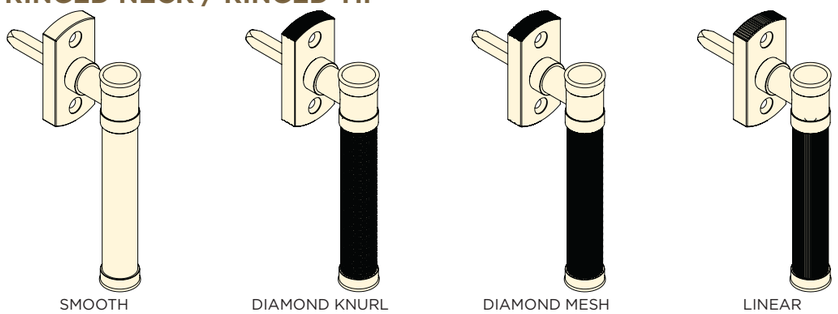

SMOOTH
0402 G01 - 16Ø
0403 G01 - 19Ø

DIAMOND KNURL
0402 G02 - 16Ø
0403 G02 - 19Ø

DIAMOND MESH
0402 G03 - 16Ø
0403 G03 - 19Ø

LINEAR
0402 G04 - 16Ø
0403 G04 - 19Ø

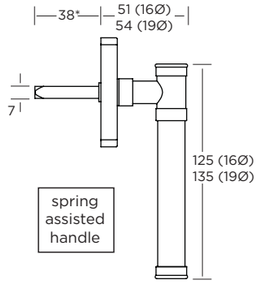

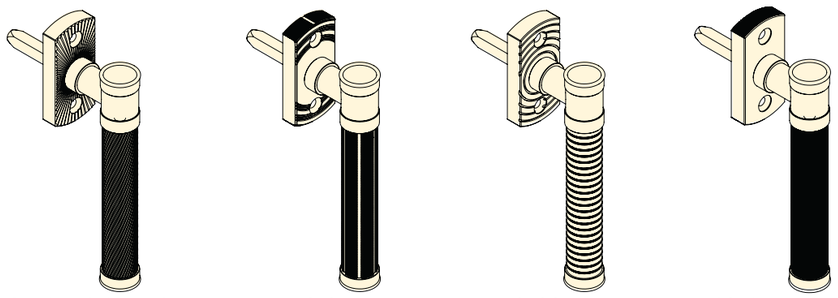

SPIRAL + STARBURST
0402 G05* - 16Ø
0403 G05* - 19Ø
***G05L or R** (LH or RH)

ROTOR
0402 G06 - 16Ø
0403 G06 - 19Ø

GROOVE
0402 G07 - 16Ø
0403 G07 - 19Ø

SQUARE MESH
0402 G08 - 16Ø
0403 G08 - 19Ø

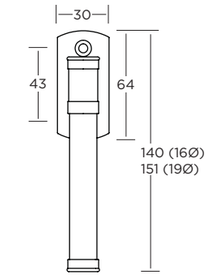

* other spindle sizes available upon request

WINDOW TILT & TURN HANDLES

Plain rectangular base

PLAIN NECK / PLAIN TIP

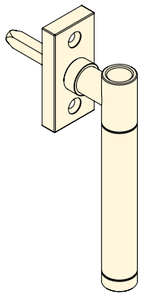

SMOOTH
0420 G01 - 16Ø
0421 G01 - 19Ø

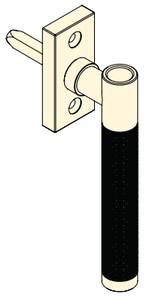

DIAMOND KNURL
0420 G02 - 16Ø
0421 G02 - 19Ø

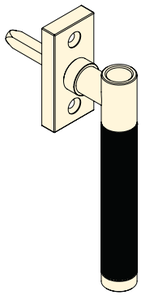

DIAMOND MESH
0420 G03 - 16Ø
0421 G03 - 19Ø

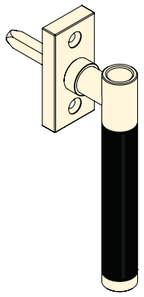

LINEAR
0420 G04 - 16Ø
0421 G04 - 19Ø

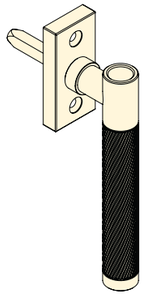

SPIRAL
0420 G05* - 16Ø
0421 G05* - 19Ø
***G05L or R** (LH or RH)

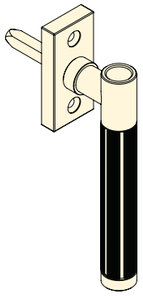

ROTOR
0420 G06 - 16Ø
0421 G06 - 19Ø

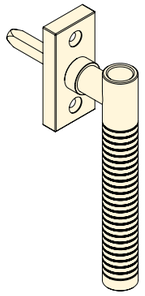

GROOVE
0420 G07 - 16Ø
0421 G07 - 19Ø

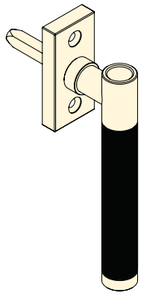

SQUARE MESH
0420 G08 - 16Ø
0421 G08 - 19Ø

Supplied with finish matched M5 x 40mm machine screws and fitted stainless steel spindle.

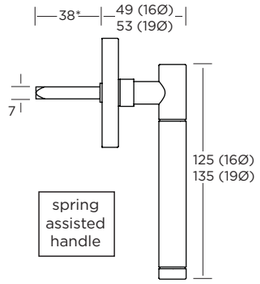

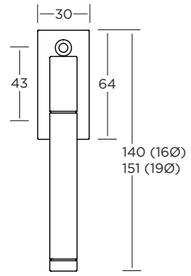

SPIRAL GRIP G05 HANDING

HOW TO ORDER 1. select HANDLE (eg. **0420**). 2. add GRIP ref. (0420**G01**). 3. add FINISH (0420G01**PB**).
Mixed finish: select Handle & finish, then Grip ref. & finish (eg. 0420PB/G01AB).

PLAIN NECK / RINGED TIP

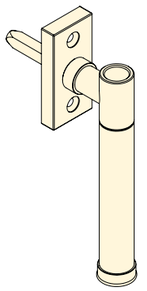

SMOOTH
0424 G01 - 16Ø
0425 G01 - 19Ø

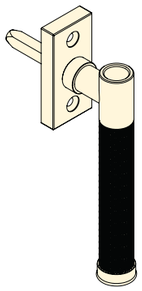

DIAMOND KNURL
0424 G02 - 16Ø
0425 G02 - 19Ø

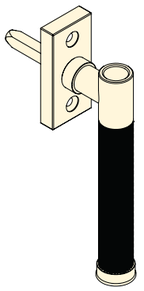

DIAMOND MESH
0424 G03 - 16Ø
0425 G03 - 19Ø

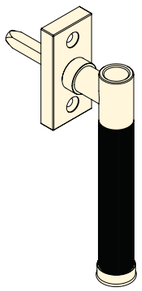

LINEAR
0424 G04 - 16Ø
0425 G04 - 19Ø

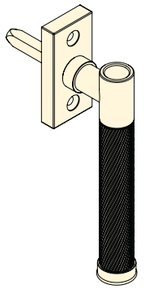

SPIRAL
0424 G05* - 16Ø
0425 G05* - 19Ø
***G05L or R** (LH or RH)

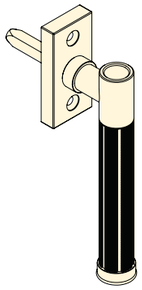

ROTOR
0424 G06 - 16Ø
0425 G06 - 19Ø

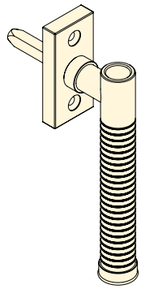

GROOVE
0424 G07 - 16Ø
0425 G07 - 19Ø

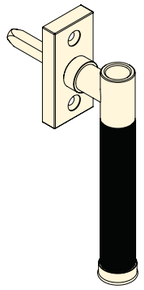

SQUARE MESH
0424 G08 - 16Ø
0425 G08 - 19Ø

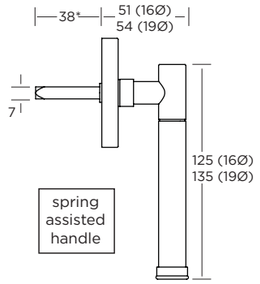

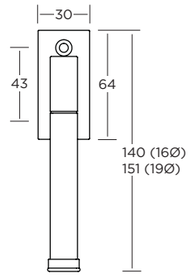

* other spindle sizes available upon request

WINDOW TILT & TURN HANDLES

Plain rectangular base

RINGED NECK / PLAIN TIP

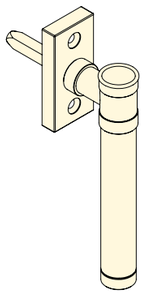

SMOOTH
0426 G01 - 16Ø
0427 G01 - 19Ø

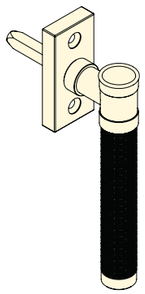

DIAMOND KNURL
0426 G02 - 16Ø
0427 G02 - 19Ø

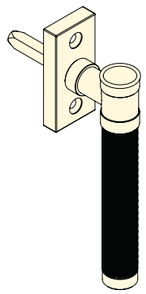

DIAMOND MESH
0426 G03 - 16Ø
0427 G03 - 19Ø

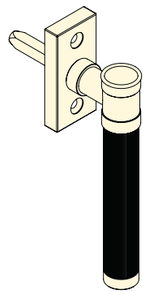

LINEAR
0426 G04 - 16Ø
0427 G04 - 19Ø

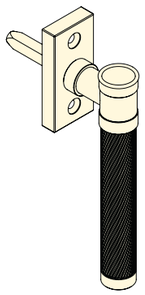

SPIRAL
0426 G05* - 16Ø
0427 G05* - 19Ø
***G05L or R** (LH or RH)

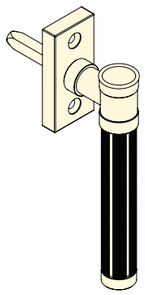

ROTOR
0426 G06 - 16Ø
0427 G06 - 19Ø

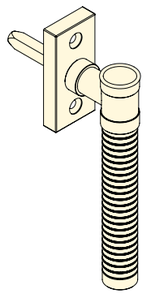

GROOVE
0426 G07 - 16Ø
0427 G07 - 19Ø

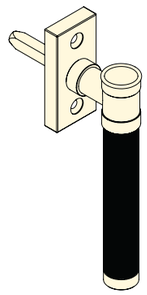

SQUARE MESH
0426 G08 - 16Ø
0427 G08 - 19Ø

Supplied with finish matched M5 x 40mm machine screws and fitted stainless steel spindle.

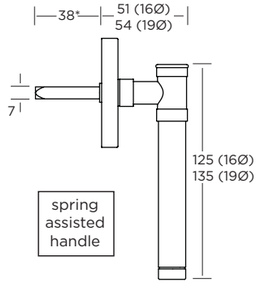

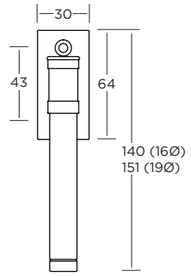

SPIRAL GRIP G05 HANDING

HOW TO ORDER 1. select HANDLE (eg. **0426**). 2. add GRIP ref. (0426**G01**). 3. add FINISH (0426G01**PB**).
Mixed finish: select Handle & finish, then Grip ref. & finish (eg. 0426PB/G01AB).

RINGED NECK / RINGED TIP

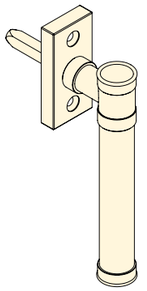

SMOOTH
0422 G01 - 16Ø
0423 G01 - 19Ø

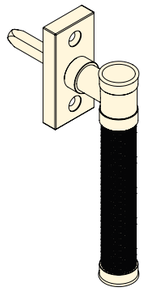

DIAMOND KNURL
0422 G02 - 16Ø
0423 G02 - 19Ø

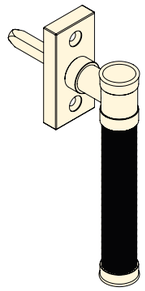

DIAMOND MESH
0422 G03 - 16Ø
0423 G03 - 19Ø

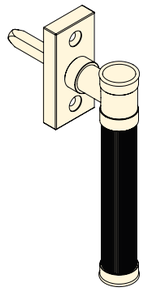

LINEAR
0422 G04 - 16Ø
0423 G04 - 19Ø

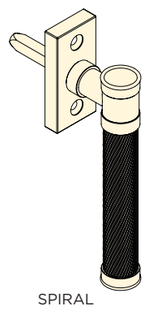

SPIRAL
0422 G05* - 16Ø
0423 G05* - 19Ø
***G05L or R** (LH or RH)

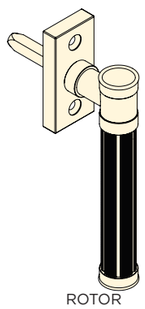

ROTOR
0422 G06 - 16Ø
0423 G06 - 19Ø

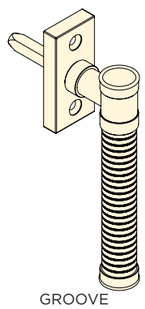

GROOVE
0422 G07 - 16Ø
0423 G07 - 19Ø

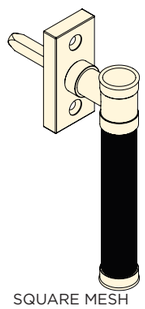

SQUARE MESH
0422 G08 - 16Ø
0423 G08 - 19Ø

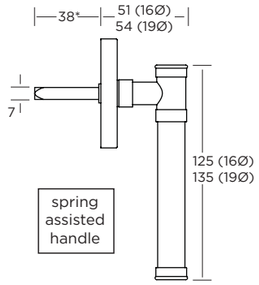

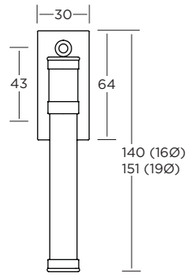

* other spindle sizes available upon request

WINDOW ESPAGNOLETTE HANDLES

PLAIN TIP

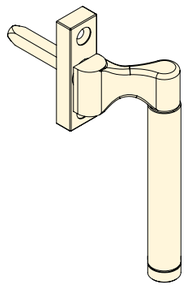

SMOOTH
0315 G01 - 16Ø

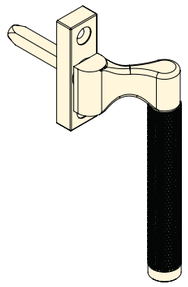

DIAMOND KNURL
0315 G02 - 16Ø

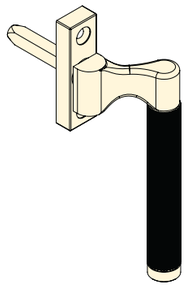

DIAMOND MESH
0315 G03 - 16Ø

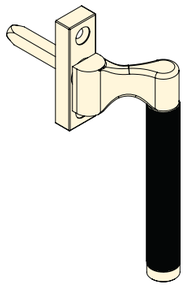

LINEAR
0315 G04 - 16Ø

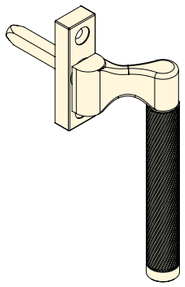

SPIRAL
0315 G05 - 16Ø

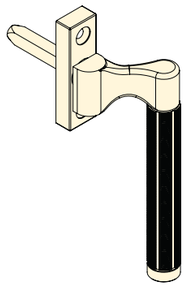

ROTOR
0315 G06 - 16Ø

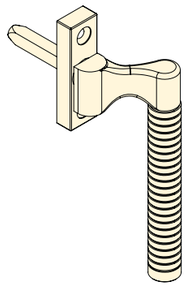

GROOVE
0315 G07 - 16Ø

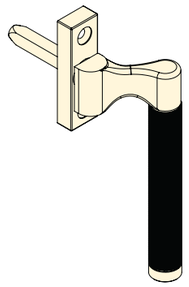

SQUARE MESH
0315 G08 - 16Ø

Supplied with finish matched M5 x 40mm machine screws and fitted stainless steel spindle.

Locking version available (with key) add **LK** to code eg. 0315LK G08

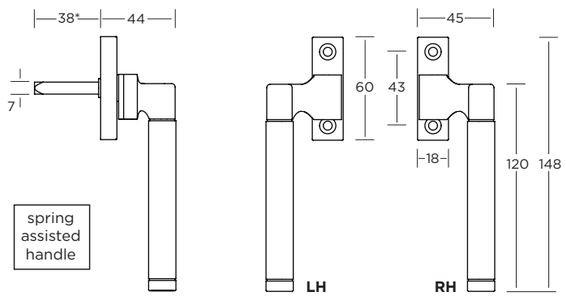

SPIRAL GRIP G05 HANDING

* other spindle sizes available upon request

HOW TO ORDER

1. select HANDLE (eg. **0315**).
2. choose LOCKING OPTION if required (0315**LK**)
3. add GRIP ref. (0315LK/**G01**).
4. add FINISH (0315LK/G01**PB**)
5. add HANDING (0315LK/G01PB/**LH**).

Mixed finish: select Handle, locking option if required & finish, Grip ref. & finish, then handing (eg. 0315LK/PB/G01AB/LH).

WINDOW ESPAGNOLETTE HANDLES

RINGED TIP

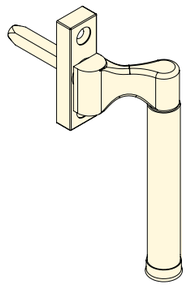

SMOOTH
0316 G01 - 16Ø

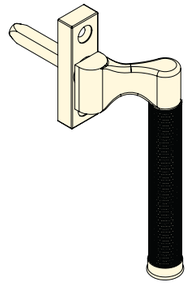

DIAMOND KNURL
0316 G02 - 16Ø

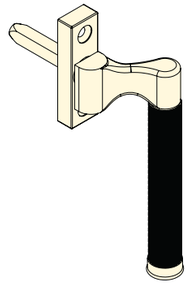

DIAMOND MESH
0316 G03 - 16Ø

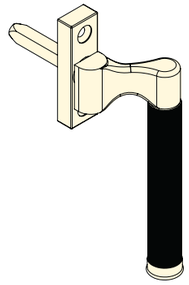

LINEAR
0316 G04 - 16Ø

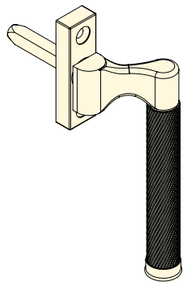

SPIRAL
0316 G05 - 16Ø

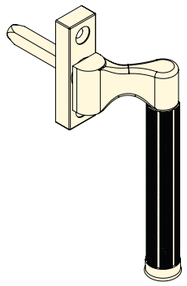

ROTOR
0316 G06 - 16Ø

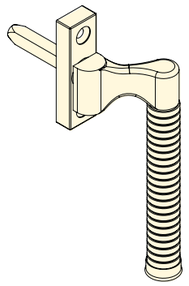

GROOVE
0316 G07 - 16Ø

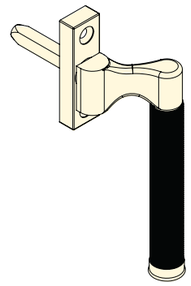

SQUARE MESH
0316 G08 - 16Ø

Supplied with finish matched M5 x 40mm machine screws and fitted stainless steel spindle.

Locking version available (with key) add **LK** to code eg. 0316LK G08

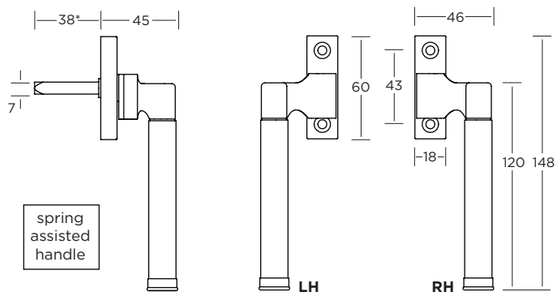

SPIRAL GRIP G05 HANDING

* other spindle sizes available upon request

HOW TO ORDER

1. select HANDLE (eg. **0316**).
3. choose LOCKING OPTION if required (0316**LK**)
3. add GRIP ref. (0316LK/**G01**).
4. add FINISH (0316LK/G01**PB**)
5. add HANDING (0316LK/G01PB/**LH**).

Mixed finish: select Handle, locking option if required & finish, Grip ref. & finish, then handing (eg. 0316LK/PB/G01AB/LH).

WINDOW CASEMENT FASTENERS

PLAIN TIP

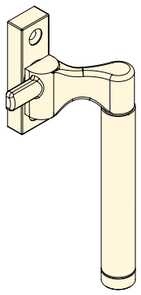

SMOOTH
0317 G01 - 16Ø

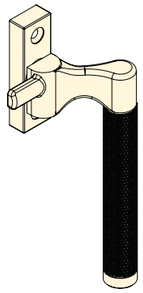

DIAMOND KNURL
0317 G02 - 16Ø

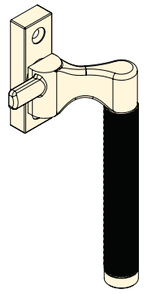

DIAMOND MESH
0317 G03 - 16Ø

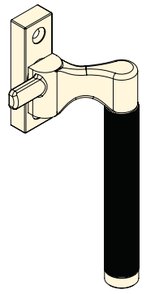

LINEAR
0317 G04 - 16Ø

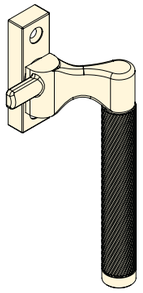

SPIRAL
0317 G05 - 16Ø

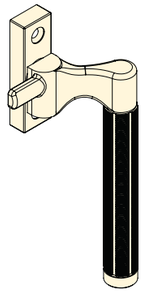

ROTOR
0317 G06 - 16Ø

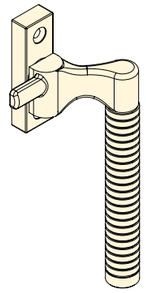

GROOVE
0317 G07 - 16Ø

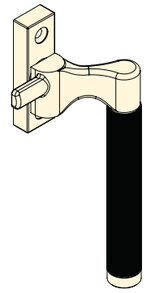

SQUARE MESH
0317 G08 - 16Ø

Supplied with no.8 x 25mm finish matched wood screws.

HOW TO ORDER

1. Select FASTENER (eg. **0317**).
2. add FRAME PLATE/STRIKE (0317**RS**).
3. choose LOCKING OPTION if required (0317RS/**LK**).
4. add GRIP ref. (0317RS/LK/**G01**).
5. add FINISH (0317RS/LK/G01**PC**).
6. add HANDING (0317RS/LK/G01PC/**LH**).

Mixed finish: select Fastener code, frame plate/strike, locking option (if required) and finish, then add grip ref & finish, and finally handing (eg. 0317RS/LK/PC/G01PB/LH).

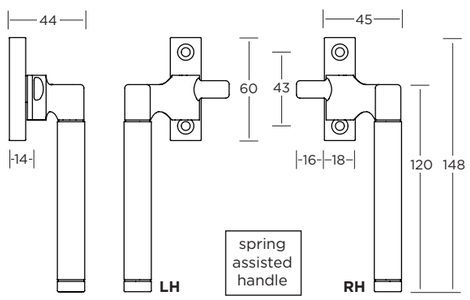

SPIRAL GRIP G05 HANDING

Locking version available (with key) add **LK** to code eg. 0317RS/LK...

Supplied with either a mortice plate (**MP**), hook plate (**HP**), or rim strike (**RS**)

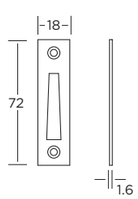

Mortice plate (**MP**)
can be ordered separately
- code MP

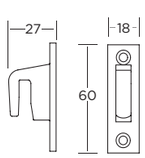

Hook plate (**HP**)
can be ordered separately
- code HP2a

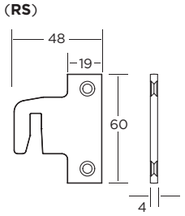

Rim strike (**RS**)
can be ordered separately
- code RS2a

WINDOW CASEMENT FASTENERS

RINGED TIP

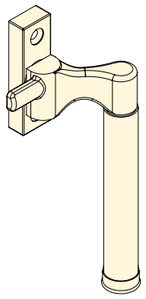

SMOOTH
0318 G01 - 16Ø

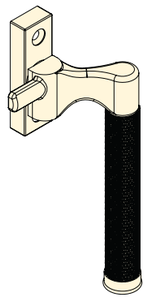

DIAMOND KNURL
0318 G02 - 16Ø

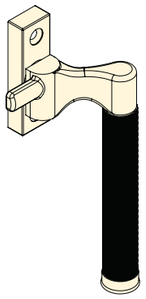

DIAMOND MESH
0318 G03 - 16Ø

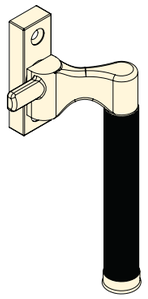

LINEAR
0318 G04 - 16Ø

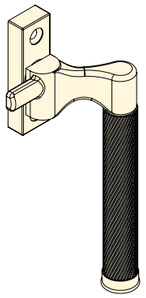

SPIRAL
0318 G05 - 16Ø

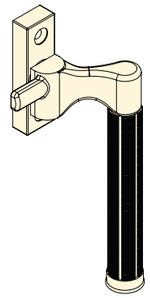

ROTOR
0318 G06 - 16Ø

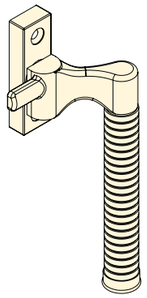

GROOVE
0318 G07 - 16Ø

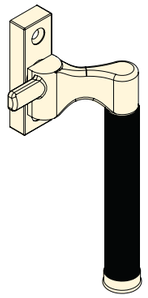

SQUARE MESH
0318 G08 - 16Ø

Supplied with no.8 x 25mm finish matched wood screws.

HOW TO ORDER

1. Select FASTENER (eg. **0318**).
2. add FRAME PLATE/STRIKE (0318**RS**).
3. choose LOCKING OPTION if required (0318RS/**LK**).
4. add GRIP ref. (0318RS/LK/**G01**).
5. add FINISH (0318RS/LK/G01**PC**).
6. add HANDING (0318RS/LK/G01PC/**LH**).

Mixed finish: select Fastener code, frame plate/strike, locking option (if required) and finish, then add grip ref & finish, and finally handing (eg. 0318RS/LK/PC/G01PB/LH).

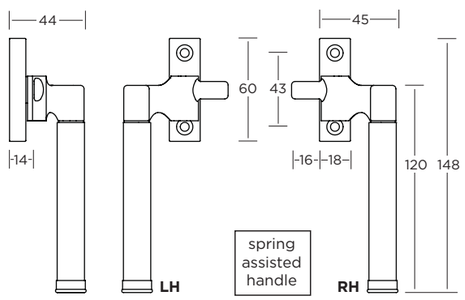

SPIRAL GRIP G05 HANDING

Locking version available (with key) add **LK** to code eg. 0318RS/LK...

Supplied with either a mortice plate (**MP**), hook plate (**HP**), or rim strike (**RS**)

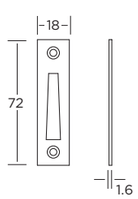

Mortice plate (**MP**)
can be ordered separately
- code MP

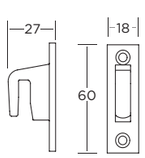

Hook plate (**HP**)
can be ordered separately
- code HP2a

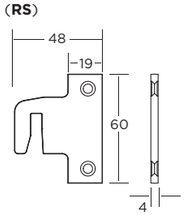

Rim strike (**RS**)
can be ordered separately
- code RS2a

LIFT & SLIDE HARDWARE

Lift & Slide Hardware available in all Allart Precision grip designs.

Internal and external hardware ordered separately, offering a choice of functions, and allows for different finishes inside and out.

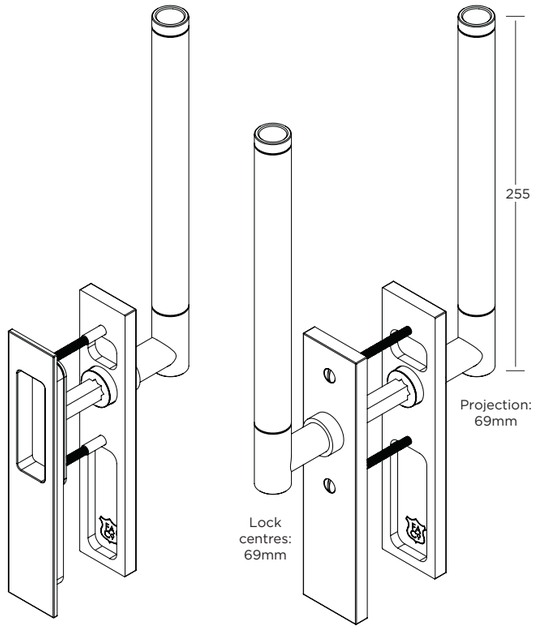

WIDTH: **AA** (38mm) Plate size shown

WIDTH: **A** (44mm) Plate size shown

HOW TO ORDER - Internal / External Handle

1. select PLATE DESIGN (e.g. **8148**)
2. add FUNCTION code (e.g. 8148**LS03**)
3. add WIDTH code (e.g. 8148LS03**A**)
4. add HANDLE code (e.g. 8148LS03A**/H46**)
5. add GRIP code (e.g. 8148LS03A/H46**G01**)
6. add FINISH code (e.g. 8148LS03A/H46G01**/PN**)

Mixed finishes - please contact us for details

HOW TO ORDER - External Flush Pull

1. select PLATE DESIGN (e.g. **8148**)
2. add FUNCTION code (e.g. 8148**LSFP**)
3. add WIDTH code (e.g. 8148LSFP**/A**)
4. add FINISH code (e.g. 8148LSFP/A**/PN**)

SPIRAL GRIP G05 HANDING

LH G05L **RH G05R**

Plate Size	length	width	thickness
AA	190	38	6
A	190	44	6

FIXINGS:

Internal lever on plate; M5 blind nuts will be supplied finish matched with M5 x 58mm allthreads for use with external Flush Pulls, and M5 x 66mm allthreads for use with external Lever on plate.

Two spindles will be supplied with internal Lever on plate 10mm square x 76mm for use with external Flush Pulls and 10mm square x 125mm for use with external Lever on plate.

Above will suit doors between 57mm to 68mm thick.

Allthreads and spindles for thicker doors available on request.

PLATE DESIGN



3648 (36 SERIES)
DIAMOND KNURL



6248 (62 SERIES)
LINEAR



8148 (81 SERIES)
DIAMOND MESH



8248 (82 SERIES)
SQUARE MESH



4848 (48 SERIES)
STARBURST - SQUARE TOP

5148 (51 SERIES)
STARBURST - ARCH TOP

4748 (47 SERIES)
BEVEL EDGE

4948 (49 SERIES)
SQUARE EDGE

FUNCTION CODE

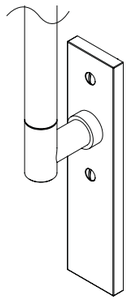

48LS01
INTERNAL
PLAIN PLATE

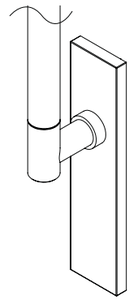

48LS02
EXTERNAL
PLAIN PLATE

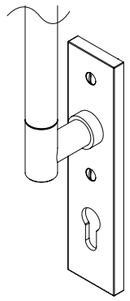

48LS03
INTERNAL
EURO-PROFILE
CYLINDER CUT OUT

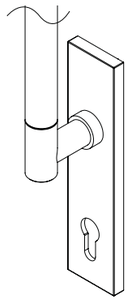

48LS04
EXTERNAL
EURO-PROFILE
CYLINDER CUT OUT

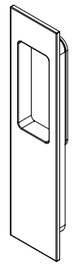

48LSFP
EXTERNAL FLUSH
PULL

HANDLE DESIGN

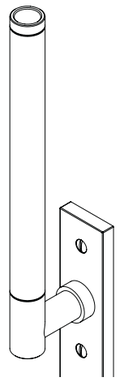

H46 PLAIN NECK /
PLAIN TIP

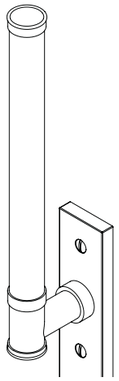

H48 RING NECK /
RING TIP

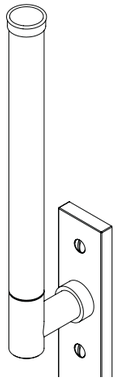

H50 PLAIN NECK /
RING TIP

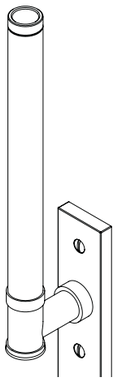

H52 RING NECK /
PLAIN TIP

External Flush Plate
4948LSFP/A (left) &
Internal Plain Plate
4948LS01/A/H46G01
shown in Matt Black
Chrome

GRIP DESIGN

G01
SMOOTH

G02
DIAMOND KNURL

G03
DIAMOND MESH

G04
LINEAR

G05
SPIRAL
(G05R shown)

G06
ROTOR

G07
GROOVE

G08
SQUARE MESH

ALLART PRECISION®

METAL FINISHES & PATINAS

Our metal finishes and patinas are skillfully created and applied by our experienced craftspeople to the highest possible standards. Colour and texture variation is inherent in the creation of hand finished patinas; and once installed, touch, time and environment should lead to gradual wear and oxidization, lending character and elegance.

Whilst the images provide a good representation of our finishes, to assist the specification process, metal swatches and actual product samples may be made available upon request.


Ebony Bronze
(EBB)

Dark Matt Bronze
(DMB)

Chestnut Bronze
(CHB)

Hand Burnished Brass
(HBB)

Imperial Brass
Lacquered (IB)

Imperial Brass
(IBU)


Antique Brass
Lacquered (AB)

Antique Brass
(ABU)

Polished Brass
Lacquered (PB)

Polished Brass
(PBU)


Satin Brass
Lacquered (SB)

Satin Brass
(SBU)

Polished Copper
Lacquered (PK)

Polished Copper
(PKU)

Satin Copper
Lacquered (SK)

Satin Copper
(SKU)

Polished Silver
(SP)

Butlers Silver
(BS)


Antique Silver
(AS)

Hand Burnished Nickel
(HBN)

Satin Nickel
(SN)

Polished Nickel
(PN)

Pearl Nickel
(PRL)

Satin Nickel - Bronzed
(SNB)

Matt Black Nickel
(MBN)

Polished Black Nickel
(PBN)


Antique Nickel
(AN)


Antique Nickel
Distressed (AND)

Polished Chrome
(PC)

Satin Chrome
(SC)

Pearl Chrome
(PRC)

Matt Black Chrome
(MBC)

Rose Gold
(GRS)

FRANK ALLART

FA CO

1914

BIRMINGHAM . ENGLAND

Makers of fine English hardware

Frank Allart & Company Ltd.,
Head Office & UK Factory: 15/35 Great Tindal Street, Birmingham B16 8DR UK

UK Sales Office: Tel: +44 (0)121 410 6000, sales@frankallart.co.uk

USA Sales Office: Tel: 888 582 9110, sales@frankallart.com

www.frankallart.com

IMPORTANT - Due to the restrictions within the printing process, product appearances may vary to the images shown within this brochure. Actual swatch samples are available upon request.

In accordance with our policy of continual development and product improvement we reserve the right to change specifications without notice. E&OE.